BUNGE

2026 Global Sustainability Report



Table of Contents

01 Introduction

4 Letter From Our Leadership
5 Letter From Our Sustainability Leaders
6 About Bunge
7 Where We Operate
8 About This Report
10 2025 Sustainability Performance and Highlights

02 Governance

13 Sustainability Governance
15 Sustainability Strategy
16 Materiality Assessment
18 Stakeholder Engagement
20 Risks and Opportunities
23 Policies and Commitments

03 Action on Climate

25 Decarbonization
31 Resource Efficiency
36 Carbon Solutions

04 Responsible Supply Chains

44 Responsible Sourcing
46 Human Rights and Supply Chain Management
51 Deforestation-Free Supply Chains
61 Biodiversity

05 Accountability

68 Our People
72 Social Investments
74 Health and Safety
76 Innovation, Nutrition and Quality, Food and Feed Safety
77 Ethics and Compliance

06 Tables and Indices

80 Data Tables
90 GRI
95 SASB
96 TCFD
97 TNFD
101 CSRD

01 Introduction

4 Letter From Our Leadership
5 Letter From Our Sustainability Leaders
6 About Bunge
7 Where We Operate
8 About This Report
10 2025 Sustainability Performance and Highlights

Letter From Our Leadership

To Our Stakeholders,

For more than 200 years, Bunge has connected farmers to consumers to deliver essential food, feed and fuel to the world. 2025 was a defining year for Bunge, marked by the completion of our combination with Viterra. This expanded our global platform and strengthened our ability to serve customers with increasingly differentiated solutions, while maintaining our focus on operational excellence.

Today, our global network spans more than 50 countries, with greater origination and processing capabilities and deeper connectivity across value chains. That scale strengthens our position as a partner of choice in essential industries, and it also reinforces our core belief that sustainability is not separate from strategy, but central to how we create long-term value.

We demonstrated that conviction in 2025 by reaching an important milestone: 100% traceability and monitoring of both direct and indirect soy sourcing to the farm level in our priority regions of Argentina, Brazil and Paraguay. This achievement reflects a 10-year investment in verified, responsible supply chains and would not have been possible without close collaboration with farmers, customers, technology partners and industry peers. Together we turned ambition into action, and we are grateful for their collaboration.

Our progress is part of a broader opportunity. Supported by data, technology and strong farmer relationships, our integrated business model enables us to serve customers across the value chain simultaneously by supporting farmer productivity and resilience, delivering verified sourcing for our food and feed customers, enabling energy transitions with low-carbon feedstocks and helping create new economic opportunities for local communities.

And Bunge is looking ahead to future-proof our business. We are advancing renewable feedstock partnerships, expanding regenerative agriculture programs across six countries and investing $20 million alongside major food customers to scale low-carbon farming practices on more than 600,000 hectares. These efforts are helping strengthen supply chains, support growth and position us to navigate in an increasingly complex environment.

We also believe that sustainable business means investing in the safety and well-being of our employees and communities. We take pride in recognizing employees and facilities around the world for making a difference in workplace safety, while continuing to invest time, resources and expertise in community initiatives that create meaningful local impact.

Our governance structures reinforce accountability, demonstrate clear oversight by the Board, ensuring that sustainability considerations are appropriately embedded in business strategy, risk management and capital allocation, and that Bunge continues to operate with transparency, integrity and a focus on long-term value creation.

Thanks to the work of our teams around the world, Bunge is well positioned to continue leading responsibly. Together, we are building stronger, more resilient value chains that can benefit everyone.

Sincerely,

Gregory A. Heckman
Chief Executive Officer

Mark Zenuk
Chair of the Board of Directors

Letter From Our Sustainability Leaders

To Our Stakeholders,

Doing what is right for the planet is core to how Bunge operates. As we advance our sustainability agenda globally, we do so thoughtfully — aware of geopolitical shifts, an evolving regulatory landscape and the transformation underway within our organization. Through it all, one thing remains constant: We make decisions based on a foundation of ethical leadership, safety, accountability and environmental stewardship.

July 2025 marked a pivotal moment for Bunge: We welcomed Viterra colleagues and capabilities to our global team, and we are now positioned to deliver greater value to our customers and the industries we serve. We are executing our sustainability integration plan, maintaining the best practices of both companies. Our policies and governing bodies are now integrated, and we completed a combined double materiality assessment that informs our strategy and guides our efforts as we prepare for new reporting regulations.

As a unified company, we maintain our cornerstone sustainability commitments to have deforestation-free supply chains and to reduce carbon emissions.

Traceability is a critical enabler of deforestation-free supply chains. We are proud to share that in 2025 we achieved 100% monitoring and traceability to farm for both direct and indirect soy sourcing in priority areas of Argentina, Brazil and Paraguay, marking a significant milestone in our journey. We also increased global palm oil traceability to plantation level to 96%, demonstrating accountability and progress toward our goals.

We are advancing our 2030 SBTi-validated climate transition plan, in line with a well-below 2°C pathway. Our combined 2025 absolute Scope 1 and 2 emissions are 19.4% lower than our 2020 baseline, driven by industrial efficiencies, investments in new boilers and heat recovery systems, and through purchases of zero-carbon electricity. Scope 3 emissions are 12.1% lower than our 2020 baseline, as a result of fulfilling our non-deforestation commitment, optimizing logistics operations, encouraging regenerative agriculture practices and offering certified sustainable products.

At the same time, we prioritize our human rights commitments and support projects that aim to improve the social and economic well-being of farmers, employees and communities where we operate.

This progress would not be possible without the dedication and passion of our Bunge teams around the world — sustainability experts, merchandisers, engineers, supply chain specialists and many others. It is a privilege to work with them. We also know meaningful change cannot be achieved by any single organization. That is why we collaborate with stakeholders and remain active in critical industry forums and global conversations — hosted by the United Nations, the World Business Council for Sustainable Development, the World Economic Forum and others.

As we look ahead, our priorities are clear: Continue executing our plans to meet our targets; finalize the integration of two strong legacies and refine our strategy; and further embed sustainability into how we operate, create value and drive resilience.

Thank you,

Christos Dimopoulos
Executive Vice President, Global Markets and Chief Sustainability Officer

Dominique Lawrie
Global Head of Sustainability

About Bunge

At Bunge (NYSE: BG), our purpose is to connect farmers to consumers to deliver essential food, feed and fuel to the world. As a premier agribusiness solutions provider, our dedicated employees partner with farmers across the globe to move agricultural commodities from where they're grown to where they're needed — in faster, smarter and more efficient ways. Bunge has its registered office in Geneva, Switzerland, and its corporate headquarters in St. Louis, Missouri, USA.

We are a world leader in grain origination, storage, distribution, oilseed processing and refining, offering a broad portfolio of plant-based oils, fats and proteins. We work alongside our customers at both ends of the value chain to deliver quality products and develop tailored, innovative solutions that address evolving consumer needs.

On July 2, 2025, Bunge completed our combination with Viterra, and today we operate as a globally integrated platform with approximately 34,000 employees and presence in over 50 countries.

The commodities we source and markets we serve are fundamental to everyday life — from the grains and oilseeds that support the global food system, to the cotton used in our clothing, and the renewable energy solutions that support industrial and transportation needs.

In 2025, Bunge operated across four global segments aligned with our value chains model:

- Soybean Processing and Refining
- Softseed Processing and Refining
- Tropical Oils and Specialty Ingredients (formerly known as 'Other Oilseeds Processing and Refining')
- Grain Merchandising and Milling

Sustainability is Embedded in Our Business

As a combined company, we are bringing our sustainability expertise closer to our commercial operations, enabling us to help customers meet their goals while strengthening our competitive advantage. This means deploying traceability and monitoring infrastructure, expanding regenerative agriculture programs, offering low-carbon solutions, respecting human rights across our value chains and building farmer partnerships at a greater scale, with the accountability and transparency our stakeholders demand.

More details on Bunge's business model, financial performance, and corporate structure can be found in our 2025 Annual Report and on our website www.bunge.com

Purpose

We **connect farmers to consumers** to deliver essential food, feed and fuel to the world

Domiciled in Geneva, Switzerland registered and principal executive office

St. Louis, Missouri, USA as corporate HQ

~34,000[1] employees

500+ facilities

50+ countries

Our Values

We are one team
Collaborative, Respectful, Inclusive

We lead the way
Agile, Empowered, Innovative

We do what's right
Safely, Sustainably, with Integrity

[1] Current as of December 31, 2025

Where We Operate

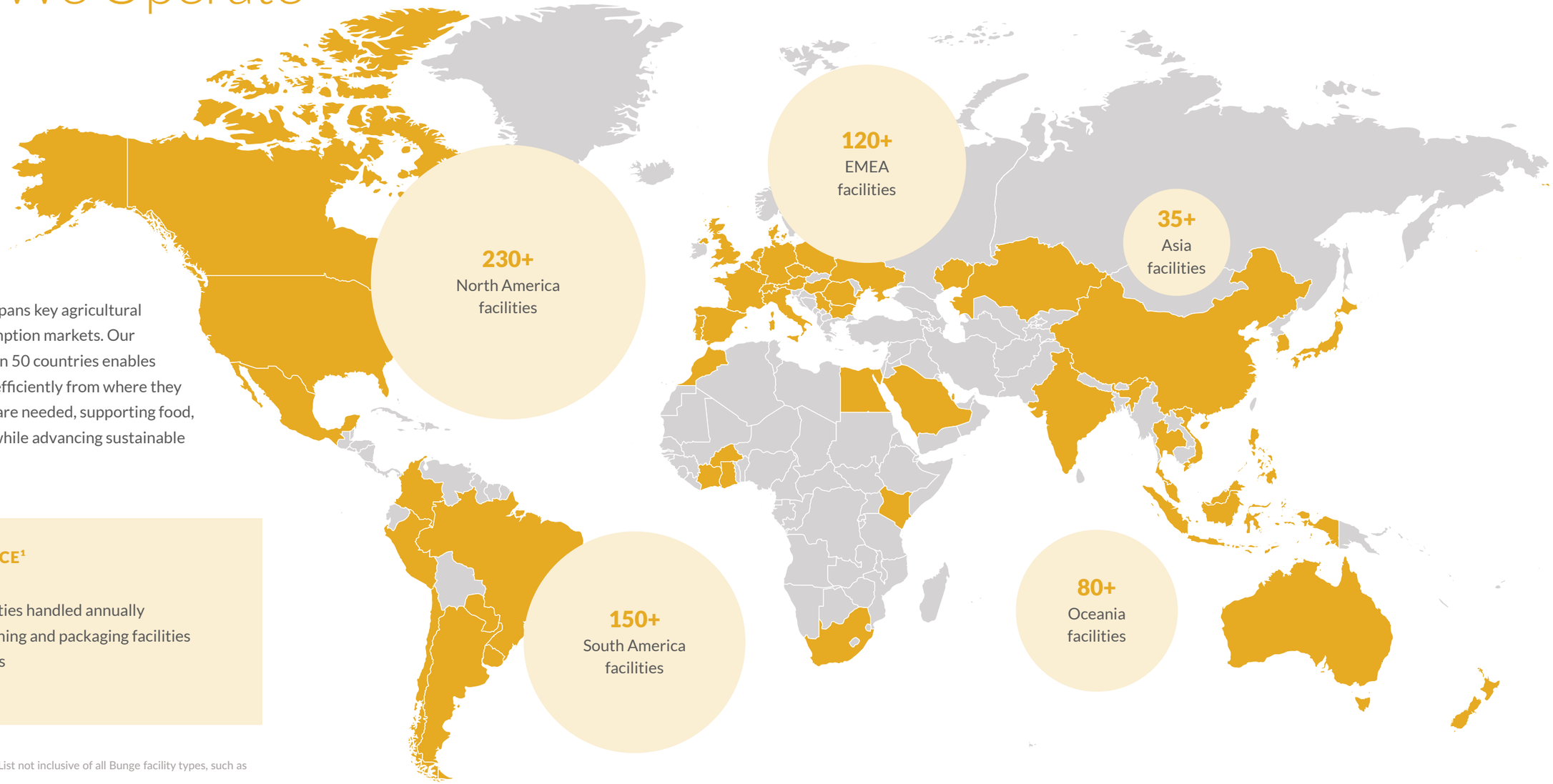

Bunge's global footprint spans key agricultural regions and major consumption markets. Our presence across more than 50 countries enables us to move commodities efficiently from where they are grown to where they are needed, supporting food, feed and fuel customers while advancing sustainable supply chains.

OUR GLOBAL PRESENCE[1]

- **50+** countries
- **200+** MMT commodities handled annually
- **155+** processing, refining and packaging facilities
- **300+** storage facilities
- **40+** port terminals

[1] Current as of December 31, 2025. List not inclusive of all Bunge facility types, such as offices and innovation centers.

About This Report

Bunge's 2026 Global Sustainability Report covers our strategy, governance, goals, progress, activities and risks on the most material sustainability topics for our business and stakeholders over the calendar year 2025.

Standards and Frameworks

This Global Sustainability Report has been prepared with reference to international reporting frameworks, including the Global Reporting Initiative (GRI) standards and the Sustainability Accounting Standards Board (SASB) standards for the Agricultural Products sector. In addition, we report our climate-related performance in line with the disclosure recommendations of the Task Force on Climate-related Financial Disclosures (TCFD), and our nature-related disclosures with reference to the Taskforce on Nature-related Financial Disclosures (TNFD), of which Bunge was a founding member and contributor.

We expect Bunge to be in scope for the European Union's Corporate Sustainability Reporting Directive (CSRD), with first reporting anticipated in 2028 (with respect to FY 2027). In 2025, we completed a double materiality assessment (DMA) in preparation for future reporting in accordance with the European Sustainability Reporting Standards (ESRS).

Indices providing content references to these standards are included in the Tables and Indices section.

Reporting Boundaries

Bunge adopts a materiality-based approach to sustainability disclosure. The sustainability topics described in this report are the topics identified in our DMA, considering impact materiality (actual and potential impacts on people and the environment across the value chain) and financial materiality (sustainability-related risks and opportunities that could affect enterprise value).

Our disclosures on sustainability matters:

- Comply with applicable laws and regulations
- Align with financial reporting boundaries, unless otherwise noted
- Encompass the Company's own operations and supply chains

Unless otherwise noted, this report presents combined datasets for Bunge, following our combination with Viterra, as follows:

- **Combined Datasets (Bunge + Viterra):**
  - Scope 1, Scope 2 and Scope 3 Greenhouse Gas (GHG) emissions, safety metrics, soy and palm traceability are disclosed on a combined basis, reflecting the integrated company.
  - Our Deforestation-free Supply Chain Boundary focuses on commodities and geographies with higher deforestation risk: palm oil globally and soy in South America, particularly Brazil's Cerrado, the Amazon and the Chaco regions of Argentina and Paraguay.
- **Bunge Datasets (legacy Bunge only):**
  - Environmental KPIs for Water, Waste and Energy — for targets that conclude in 2026 — apply to approximately 85 legacy Bunge industrial operations facilities, which account for the material part of Bunge's emissions and natural resource consumption. A combined view of water, waste and energy data is presented in the data tables from Page 80.

Each section of this report clearly notes whether combined or legacy Bunge boundaries apply and provides additional scope or methodology details, as applicable.

Currency

Unless otherwise noted, all currency is in U.S. dollars.

Forward-Looking Statements

This document includes forward-looking statements within the meaning of the Private Securities Litigation Reform Act of 1995. All statements other than statements of historical or current facts, including statements regarding our environmental and other sustainability plans and goals, made in this document are forward-looking. We use words such as "anticipates," "believes," "expects," "future," "intends" and similar expressions to identify forward-looking statements. Forward-looking statements reflect management's current expectations and are inherently uncertain. Actual results could differ materially for a variety of reasons. Risks and uncertainties that could cause our actual results to differ significantly from management's expectations are described in our 2025 Annual Report on Form 10-K, under Item 1A, Risk Factors. All forward-looking statements speak only as of the date made, and we undertake no obligation to publicly update or revise any forward-looking statements to reflect events or circumstances that may arise after the date of this report, except as required by law.

Limited Assurance

Control Union has performed a limited assurance engagement of key selected 2025 KPIs:

- Scope 1 and Scope 2 GHG emissions[1]
- Palm Oil Traceability to Plantation (TTP)
- Palm Oil Traceability to Mill (TTM)
- Palm Oil No Deforestation, No Peat and No Exploitation (NDPE) scores
- Soy Traceability

The verification statements are published on our website and cover combined Viterra and Bunge datasets.

This report complements Bunge's 2025 Annual Report and 2025 Modern Slavery Statement.

[1] Our GHG emissions are reported in alignment with the GHG Protocol

2025 Sustainability Performance and Highlights

Progress Toward Our Goals

		Target	Progress	Further information
2030 Science-Based Targets (from 2020 baseline)	**Scope 1 and 2 emissions**	25% absolute reduction	-19.4%	Page 27
	Scope 3 emissions	12.3% absolute reduction	-12.1%	Page 29
2026 Environmental Goals (from 2016 baseline)	**Water**	10% intensity reduction	-17.9%	Page 34
	Water in priority facilities	25% intensity reduction	-13.6%	Page 34
	Waste to landfill	10% intensity reduction	-33.8%	Page 33
	Energy	10% intensity reduction	-8.9%	Page 32
	Scope 1 and 2 emissions	10% intensity reduction	-28.3%	Page 32
2025 Deforestation-free Supply Chains	**Soy**	100% traceability[1] in priority regions[2], direct sourcing	100%	Page 53
		100% traceability[1] in priority regions[2], indirect sourcing	100%	Page 53
	Palm	100% traceability to mill (TTM)	97%	Page 56
		100% traceability to plantation (TTP)	96%	Page 56
		100% suppliers with NDPE commitments	96%	Page 56
2030 Shea Goals	**Trees**	Plant 100,000 shea trees	275,000	Page 50
	Women collectors	Positive impact for 400,000 shea collectors	197,000	Page 50

[1] Traceability and monitoring to farm. [2] Priority regions where deforestation is a higher risk in the Brazilian states of Maranhão, Tocantins, Piauí, Bahia and Mato Grosso (MATOPIBA+MT), the Argentinian states of Chaco, Salta, Tucumán, Santiago del Estero and Jujuy, and the Paraguayan districts of Concepción, Cecilio Baez, Buena Vista, Moises Bertoni, Higinio Morinigo, Yuty, 3 de Mayo, Gral. Artigas, Bella Vista, Filadelfia.

Other Highlights

ENVIRONMENT

- Expanded our **Regenerative Agriculture Programs** into Argentina and Romania
- Increased share of energy consumption from **renewable sources to more than 31%**[1]
- Became the first company to **certify soybeans** for use in the production of **Sustainable Aviation Fuel (SAF)** under the ISCC CORSIA PLUS framework

SOCIAL

- Contributed **$7 million in community investment** around the world
- Supported **food security through employee-led volunteer activities** in more than 25 countries
- Maintained **zero** fatalities or life-altering injuries

GOVERNANCE

- Completed our combined **Double Materiality Assessment,** supporting CSRD preparedness
- Maintained **independent assurance** over key sustainability metrics
- Completed **75,000+ compliance trainings,** supporting human rights, Code of Conduct, antitrust and harassment prevention standards

AWARDS AND RECOGNITIONS

3BL 100 Best Corporate Citizens

2025 Humankind 100

2025 CDP Scores

- Climate: **B**
- Forests: **A-**
- Water: **B**

2026 World's Most Ethical Companies®

EcoVadis Sustainability Rating
Bronze Status and Carbon Leader

MSCI ESG Rating AAA

Newsweek's World's Greenest Companies 2025

ENVIRONMENTAL QUALITYSCORE HIGHEST RANKED BY ISS STOXX 1

SOCIAL QUALITYSCORE HIGHEST RANKED BY ISS STOXX 1

2025 Governance Intelligence Award
Best Governance Team

[1] This represents a legacy Bunge dataset; the combined dataset is available on page 80.

02 Governance

13 Sustainability Governance
15 Sustainability Strategy
16 Materiality Assessment
18 Stakeholder Engagement
20 Risks and Opportunities
23 Policies and Commitments

Sustainability Governance

Our sustainability governance framework is designed to provide clear oversight, accountability and alignment among sustainability priorities, enterprise risk management, business strategy and performance incentives.

Board Oversight

The Board of Directors (Board) oversees Bunge's sustainability strategy, governance, disclosures and related risks and opportunities. The Sustainability and Corporate Responsibility Committee leads this oversight, with additional responsibilities allocated to other Board committees as set forth in their charters, available on our website and summarized below.

Board of Directors
Oversees strategy, risk and governance

Board Committees
Focused oversight of sustainability, audit, risk, compensation and governance

↓↑

Executive Leadership and ESG Steering Committee
Defines Bunge's sustainability strategy, oversees its implementation, and ensures ESG considerations are embedded into business decisions

↓↑

Cross-functional Teams
Embeds sustainability across operations, value chains and functions

Sustainability and Corporate Responsibility Committee oversees and provides input to management on the Company's governance, policies, strategies and programs related to sustainability and corporate social responsibility, including:

- Human rights
- Food safety
- Environmental matters, including climate change and emissions, water conservation and management, energy consumption and efficiency and, product stewardship, and waste disposal.
- Public non-deforestation and emissions reductions commitments
- Corporate sustainability reporting and disclosure
- Sustainability external trends and public policy matters
- Shareholder engagement relating to sustainability matters
- Assisting the Board and Enterprise Risk Management Committee in fulfilling their risk management oversight responsibility related to sustainability
- Philanthropy, government relations and engagement on public policy matters

Enterprise Risk Management Committee oversees the development of Enterprise Risk Management (ERM) framework, periodically reviewing a wider scope of enterprise risks, including including climate-related and management's risk mitigation strategies.

Other Board Committees support sustainability oversight within their respective mandates, including compliance with legal and regulatory requirements, executive compensation and incentive design, human capital priorities, governance frameworks and Board composition.

Further information on committee responsibilities and oversight is available in Bunge's 2026 Proxy Statement.

Director Independence

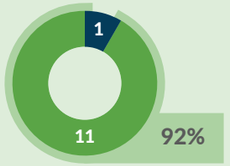

Director Gender Representation[1]

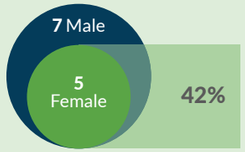

Director Tenure

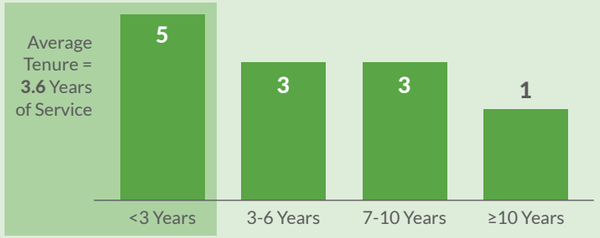

Director Skills[2]

The Board regularly reviews sustainability trends and developments, monitors progress against key commitments and engages management on sustainability-related topics as part of its overall oversight of strategy and risk. Bunge's directors bring a diverse range of skills, experience and perspectives that support effective oversight of the Company's operations and sustainability strategy.

Learn more about our Board at Bunge.com

[1] The Swiss Code of Obligations requires at least 30% representation of each gender on the Board starting in 2026. [2] The high-level summary presented in the chart illustrates the principal board skills as a whole and is not intended to be an exhaustive list of the director contributions to the Board.



Executive Leadership and ESG Steering Committee

Bunge's executive leadership team is responsible for defining and implementing the Company's sustainability strategy and embedding sustainability considerations into commercial execution, risk management and long-term planning. These efforts are coordinated through our ESG Steering Committee, which provides updates to the Board's Sustainability and Corporate Responsibility Committee ensuring the Board has the information needed to oversee sustainability matters and related risks.

The ESG Steering Committee is an executive-led, management level governance body that meets quarterly to support the execution of Bunge's sustainability strategy. It is chaired by the Executive Vice President, Global Markets and Chief Sustainability Officer (CSO), helping to ensure alignment between sustainability priorities and broader commercial and strategic objectives.

The Committee is comprised of senior leaders from commercial and cross-functional areas, reflecting Bunge's approach to embedding sustainability within its core business structures. This includes representation from the Chief Human Resources Officer (CHRO), who brings oversight of workforce-related sustainability priorities such as human rights, inclusion and belonging, and alignment with talent strategy and culture, and the Chief Risk Officer (CRO), who is responsible for enterprise risk management, including the identification and assessment of sustainability and climate-related risks and opportunities. Additional members represent legal and regulatory compliance, government affairs, communications and the sustainability function, with subject matter experts engaged as needed.

Through this governance structure, the ESG Steering Committee oversees sustainability strategy and policies, including materiality assessments and public commitments; monitors progress against sustainability goals and material sustainability-related risks; supports readiness for applicable sustainability reporting requirements and ensures alignment with our corporate vision.

Cross-functional Teams

Bunge integrates sustainability across our organization through cross-functional teams of subject matter experts representing sustainability, operations, risk management, legal, finance, human resources, commercial and communications functions. These teams meet regularly to assess priorities, track progress against commitments, and evaluate strategic, operational and financial implications across the business.

Sustainability-related risks and opportunities, including climate-related considerations, are incorporated into Bunge's ERM framework and evaluated alongside other strategic and financial risks. This integrated approach supports informed decision-making and embeds sustainability considerations into strategy development, capital allocation and operational planning, with oversight provided through established Board and management governance structures. Further detail is provided in the Risk and Opportunities section of this report.

Aligning Incentives to Sustainability Outcomes

Accountability for sustainability performance is reinforced through Bunge's compensation and performance management approach. Performance-based sustainability goals are included in annual incentive programs for executive leadership and a broad population of employees, including metrics related to emissions performance, safety and progress toward deforestation-free supply chains. The Human Resources and Compensation Committee oversees the design and governance of these incentive structures to ensure alignment with sustainability priorities and performance outcomes.

Additional information on sustainability governance and oversight can be found in Bunge's 2025 Annual Report and 2026 Proxy Statement.

Sustainability Strategy

Sustainability is fundamental to Bunge's business strategy and how we create value, shaping decisions across our operations, markets and growth priorities.

We integrate sustainability considerations into how we evaluate growth opportunities, set strategic priorities, compensate employees, operate our facilities safely and engage with customers, suppliers, employees, communities, shareholders and partners. Our commitments span nearly two decades — from early emissions reduction goals (2008) and responsible-sourcing initiatives to our non-deforestation commitment (2015), resource efficiency targets (2017) and science-based decarbonization targets (2021) alongside our ongoing commitments to human rights, safe operations and supporting the communities we operate in. Together, these milestones reflect a sustained approach that guides how we grow, invest and operate at scale.

Bunge's sustainability approach is guided by materiality, what is important to our stakeholders, and aligned with our corporate vision. This alignment is evident in the close connection between our material environmental priorities, including greenhouse gas emissions reduction, deforestation and the scaling of carbon solutions. We supply low-carbon feedstocks for renewable fuels, source grains produced under regenerative agricultural practices, and provide certified and verified deforestation-free grains and by-products, among other initiatives. As a combined company, we are increasingly well positioned to connect origination and customer demand, using our global footprint, market insight and long-standing relationships to align incentives and support progress across food, feed and fuel markets.

Supporting collective action across the agriculture sector is a core element of Bunge's strategy. Through structured engagement with farmers, customers, civil society, governments and financial stakeholders we work to advance practical, scalable approaches to complex challenges such as climate change, land-use change, human rights and biodiversity conservation. As a founder and active participant in key industry platforms, we help create shared solutions that can be implemented at scale.

At Bunge, we view sustainability as an ongoing journey. In 2025, a transition year for the business, we advanced the integration of operating models and governance frameworks. As we look ahead, our priorities are clear: Continue executing on our targets to fulfill our commitments; finalize the integration of two strong legacies and refine our strategy; and further embed sustainability into how we operate, create value and drive resilience.

Our sustainability report is structured around three pillars:

ACTION ON CLIMATE

We believe progress on climate requires decisive action, innovation and collaboration. We are implementing solutions across our business to reduce our own footprint and support suppliers and customers in their decarbonization efforts, providing low-carbon food, feed and fuel solutions and creating opportunities for farmers and communities.

RESPONSIBLE SUPPLY CHAINS

We promote sustainable agriculture practices and support initiatives that protect the environment, conserve biodiversity, respect human rights and contribute to the economic well-being of farmers, employees and local communities. This includes certifications and monitoring programs, regenerative agriculture initiatives and mechanisms to address concerns.

ACCOUNTABILITY

We foster a culture where employees are safe, valued and equipped to thrive. Safety is central to how we operate, and we transparently track and disclose performance against our sustainability commitments to drive continual improvement.

Materiality Assessment

Our double materiality assessment serves as a key input for Bunge's sustainability strategy, shaping the priorities, targets and disclosures presented in this report.

In 2025, Bunge completed a Double Materiality Assessment (DMA), combining stand-alone Bunge and stand-alone Viterra inputs following the integration of Viterra into Bunge. The DMA reflects both:

- the impacts of our activities on people and the environment (impact materiality), and
- the sustainability-related risks and opportunities that could influence our business, informed by stakeholder input across our value chain (financial materiality).

The DMA builds on our prior impact materiality assessment and aligns with evolving regulatory and stakeholder expectations, including emerging requirements under the European Union Corporate Sustainability Reporting Directive (CSRD) and European Sustainability Reporting Standards (ESRS).

The assessment was conducted with executive oversight, led by a cross-functional working group (sustainability, risk, finance, legal, compliance, operations and business functions), supported by independent advisors and external benchmarks. Inputs from customers, suppliers, employees, industry associations and financial stakeholders were incorporated to help identify and prioritize topics and assess related impacts, risks and opportunities. Outcomes were reviewed by executive leadership and presented for Board level oversight, consistent with prior years.

Methodology

The DMA followed a structured and iterative approach aligned with ESRS guidance. An initial universe of potential environmental, social and governance topics was developed with reference to applicable sustainability reporting standards and sector benchmarks.

Relevant impacts, risks and opportunities were identified and assessed for each topic, including those arising from Bunge's activities and business relationships, applying defined criteria for impact materiality, considering the severity and likelihood of potential or actual, positive or negative impacts on people and the environment, and financial materiality, considering the magnitude and likelihood of financial risks and opportunities for Bunge.

Workshops and interviews were conducted with subject matter experts and senior leaders to assess and score topics and their associated impacts, risks and opportunities using consistent criteria throughout. Stakeholder input was an integral part of this process, drawing on ongoing engagement with customers, suppliers, employees, industry associations and financial stakeholders to support topic prioritization and value chain assessment. The results were consolidated and reviewed to determine which topics met the materiality thresholds under one or both perspectives, and were further aligned to Bunge's business model, strategy and ERM processes.

Bunge will review our materiality assessment on an annual basis and, if and when required, will update it periodically to reflect changes in our activities, risk profile, external environment and applicable regulatory guidance.

The outcomes of the DMA directly inform Bunge's sustainability strategy, risk management and priority actions.

MATERIAL TOPICS[1]

ENVIRONMENTAL TOPICS

- **Climate Change:** Climate change adaptation, climate change mitigation, energy
- **Water:** Water withdrawals and consumption (own operations)
- **Biodiversity and Ecosystems:** Deforestation

SOCIAL TOPICS

- **Own Workforce:** Health and safety, Inclusion and belonging
- **Workers in the Value Chain:** Child and forced labor
- **Affected Communities:** Rights of Indigenous peoples
- **Consumers and End Users:** Quality, food and feed safety

GOVERNANCE TOPICS

- **Business Conduct:** Corporate culture, protection of whistleblowers, political influence and lobbying, anti-corruption and bribery

ADDITIONALLY, THE FOLLOWING ENTITY-SPECIFIC MATERIAL TOPICS WERE IDENTIFIED

- Food security
- Relationships with farmers
- Talent development

WHERE OUR MATERIAL TOPICS ARE MOST RELEVANT ACROSS OUR SUPPLY CHAIN

Upstream
Biodiveristy and ecosystems, climate change, labor and human rights considerations in agricultural sourcing, affected communities, relationships with farmers, food security

In Our Own Operations
Climate change, energy, water, employee health and safety, inclusion and belonging, business conduct, talent development, food security

Downstream and Markets
Quality, food and feed safety, food security, climate change

MAPPING MATERIAL TOPICS TO SDGS

We map material topics to relevant Sustainable Development Goals (SDGs) as part of our participation in the United Nations Global Compact. We continually evaluate our focus on each SDG target as our business evolves and align our sustainability strategy with the interests of our stakeholders and our business.

[1] Material topics aligned with ESRS

Stakeholder Engagement

Stakeholder engagement at Bunge is a continuous process that supports effective decision-making, risk management and strategy execution across the business.

We value the views of internal and external stakeholders, including investors, non-governmental organizations (NGOs), industry associations and peers, farmers and suppliers, customers, employees, governments and communities. These stakeholder groups interact regularly with Bunge's business and operations and provide perspectives that inform decision-making across the Company.

Through structured engagement, Bunge seeks to understand changing expectations, identify issues that may affect our business and operations, and respond to a dynamic regulatory and operating environment. Engagement occurs through a range of mechanisms appropriate to each stakeholder group, including dialogue, partnerships, industry platforms, commercial interactions and grievance or issue raising mechanisms available globally.

In 2025, we engaged stakeholders through a variety of mechanisms, including grievance mechanisms, that are available to all stakeholders globally. The following table outlines some of Bunge's key stakeholder groups and examples of how we engaged with them. Grievance mechanisms available to all our stakeholders are available on Page 23 and in the Responsible Supply Chains chapter.

STAKEHOLDER GROUP	FOCUS AND ENGAGEMENT APPROACH
Investors	Investor meetings, earnings calls and shareholder engagements focused on strategy, performance, governance, risk management and sustainability-related disclosures.
NGOs, industry associations and peers	Participation in forums, multistakeholder platforms and partnerships focused on shared sustainability challenges and precompetitive collaboration.
Farmers and suppliers	Farm visits, capacity-building programs, technical assistance and sustainable sourcing initiatives addressing environmental practices, labor and human rights and compliance with supplier standards.
Customers	Regular commercial dialogue and collaboration on sustainable products, responsible sourcing initiatives and supply chain transparency.
Employees	Engagement on workplace safety, inclusion and belonging, culture and ethics through town halls, feedback mechanisms and confidential reporting channels.
Governments	Engagement with policymakers and regulatory authorities through meetings, compliance reporting and industry associations on policy and regulatory developments affecting agriculture, supply chains and sustainability.
Communities	Community investment, emergency relief, employee volunteerism, supply chain capacity building.

Public Policy Engagements

Bunge engages in public policy activities to support its business objectives and contribute constructively to the communities and markets in which it operates. The Company's political advocacy is intended to promote policies that align with Bunge's values, business principles and strategic priorities across agriculture, food, feed and fuel markets.

We engage with policymakers, regulatory bodies and public policy facing organizations to share insights from our operations and value chains and to support informed dialogue on issues relevant to agriculture, supply chains and sustainability, including biofuels, carbon and climate-related policy.

Bunge's political activities are conducted in accordance with all relevant laws and regulations. Political activities are overseen at the Board level by the Sustainability and Corporate Responsibility Committee and are executed by members of Bunge's Government Affairs teams. The Committee periodically reviews Bunge's political contribution program and the Company's position and engagement on relevant public policy and corporate governance issues and trends affecting the Company's business.

Our Political Contributions webpage further describes our approach to corporate political engagement, including advocacy issues, and the Bunge Political Action Committee (PAC). Bunge is in the European Union Transparency Register.

Partnerships, Memberships and Associations

Bunge participates in a range of trade and multistakeholder initiatives that support sustainability priorities, industry development and collaboration across the agriculture value chain. These platforms provide opportunities to share expertise, contribute to noncompetitive solutions and engage constructively with policymakers and other stakeholders.

While some associations in which Bunge participates may engage in public policy or government advocacy, if an organization were to adopt a position that diverged from ours, we would view this as an opportunity for shared dialogue on issues affecting our industry, enabling Bunge to share its perspective while learning from the views of others.

Bunge plays an active role in selected global initiatives where collaboration can drive practical, scalable outcomes. These include initiatives focused on sustainable agriculture, deforestation-free supply chains, greenhouse gas emissions reduction and nature-related risk and disclosure.

More information on our participation in associations can be found in our Tables and Indices section.

Examples of platforms Bunge participates in include:

- **World Business Council for Sustainable Development (WBCSD):** Through our participation in the WBCSD, we collaborate with other companies and stakeholders to advance sustainable food systems. This engagement enables contribution to, and learning from, collective workstreams focused on climate action, nature, land use and resilient agricultural supply chains, supporting alignment on science-based pathways and precompetitive initiatives across the sector.
- **The Agriculture Sector Roadmap:** Multistakeholder initiative aimed at accelerating collective and individual action to address deforestation land-use and land-use conversion in the cattle, soy and palm oil sectors.
- **Roundtable on Sustainable Palm Oil (RSPO):** Organization that unites stakeholders from the seven sectors of the palm oil industry — oil palm producers, processors or traders, consumer goods manufacturers, retailers, banks/investors and environmental and social NGOs — develop and implement global standards for sustainable palm oil.
- **First Movers Coalition for Food:** Initiative launched by the World Economic Forum, bringing together food system leaders to accelerate the transition to low-emission agri-food commodities.
- **Taskforce on Nature-related Financial Disclosure (TNFD):** Market-led, science-based and government-supported global initiative that provides organizations with a risk management and disclosure framework to act on evolving nature-related dependencies, impacts, risks and opportunities.

Risks and Opportunities

Risk management is a foundational element of how Bunge identifies, prioritizes and manages sustainability-related risks and opportunities, supporting informed decision-making across strategy, investments and operations.

Bunge integrates sustainability-related risks within its Enterprise Risk Management (ERM) framework through a quarterly process that manages exposure, supports mitigation efforts, and informs strategic investment and planning. Oversight is provided by the Enterprise Risk Management Committee (ERMC) of the Board, with executive accountability led by the Chief Risk Officer (CRO), who reports to the Chief Executive Officer. Risk considerations are reviewed regularly by executive leadership and the Board, with inputs from relevant business functions.

Overall execution of the ERM process is managed by the risk team and carried out across the business. Sustainability-related risks are assessed based on their potential magnitude of impact on Bunge's operations, strategy and financial position, as well as their likelihood of occurrence.

Sustainability-Related Opportunities

Sustainability-related opportunities are embedded in Bunge's business development and asset optimization strategies. When evaluating new areas of growth or investment, Bunge applies a climate lens to decision-making to reflect evolving market demand, customer expectations and regulatory trends. For example, Bunge's oilseed origination and processing capabilities have supported growth in renewable feedstocks, contributing to the decarbonization of fuel markets while aligning with customer demand and policy developments.

Assessing Risks from Climate Change

Climate-related risks are assessed as part of Bunge's broader ERM framework due to their potential to affect assets, supply chains, markets and regulatory exposure over multiple time horizons.

Bunge's Management Risk Committee (MRC) is responsible for reviewing and approving our risk management policies and any material changes to them. Risks reviewed by the MRC include commodity price risk, market risk, liquidity, interest rate and financing risk, credit and counterparty risk, cybersecurity risk and risks related to climate change.

When evaluating these risks, three criteria are considered: likelihood of occurrence, magnitude of potential impact and effectiveness of mitigating actions. These risks are linked to substantive business impacts, including potential loss of customer demand, constraints on the Company's ability to supply sufficient volumes, and costs associated with transitioning to lower-carbon energy sources, among other factors.

Given Bunge's global footprint and dependence on international logistics systems, the Company may be affected over time by regulatory changes, greenhouse gas taxation, national emissions reduction policies, deforestation requirements and market access conditions. Potential consequences include variability in energy, transportation and raw material costs, as well as impacts associated with emissions and sourcing requirements in key agricultural regions.

The MRC meets regularly to assess risks and opportunities with potential business impacts. Climate-related risks — including physical risks arising from adverse weather patterns, transition risks from current or emerging regulation and reputational considerations — are incorporated into this process. Findings are shared with executive leadership and the Board. Bunge also maintains dedicated capabilities focused on carbon-pricing strategy and identifying growth opportunities with low-carbon attributes, working closely with the risk management team to ensure alignment with the Company's overall approach and strategy.

Climate-Related Scenario Analysis

Scenarios and Time Horizons

Bunge evaluates climate-related risks under two Representative Concentration Pathways (RCPs):

- RCP 4.5, representing a moderate transition scenario; and
- RCP 8.5, representing a higher emissions, business as usual scenario.

These scenarios are assessed across short to medium term (up to five years) and long-term (beyond five years) time horizons to capture potential near-term and longer-term impacts on the business.

To support informed decision-making, Bunge quantifies potential financial exposure associated with identified risks. For physical climate risks, the Company partnered with an external expert firm to model average annual loss (MAAL) for major facilities and port locations. For transition risks, internal expertise was used to estimate potential financial impacts across defined ranges — from less than $50 million to greater than $500 million — reflecting varying degrees of exposure. The likelihood and the effectiveness of existing mitigation actions are considered for each risk.

This approach supports prioritization of risks across both time horizons under RCP 4.5 and RCP 8.5 scenarios and provides insight into potential actions to strengthen resilience and adapt the business over time.

Physical Risks

Physical risks to Bunge's operations are more pronounced under higher emissions scenarios over longer time horizons. The analysis identifies geographies and asset types most exposed to climate impacts later in the century. The most significant physical risks include extreme temperatures and water stress, which may disrupt processing operations.

Transition Risks

Transition risks are identified under both scenarios and are more pronounced under moderate transition conditions due to policy and market changes. These risks include evolving public policy related to carbon pricing, deforestation regulation and biofuel mandates, which could affect operating costs, market access and customer demand.

Climate-related risks and opportunities are assessed across our value chain and integrated into our strategy, investment decisions and operational planning.

BUSINESS AREA	TYPE	CATEGORY	TIME HORIZON	DESCRIPTION AND POTENTIAL IMPACT
Operations	Risk	Physical Acute and Chronic	Medium to long	**Physical impacts on infrastructure, logistics and crop yields** Extreme weather events and changing climate patterns may disrupt operations, transport networks and agricultural supply chains, increasing costs, causing business interruptions and impacting commodity availability, pricing and production volumes. These impacts may affect operating performance and asset utilization over time. Further detail is provided in Bunge's Form 10-K.
Operations	Risk	Transition Policy & Legal	Short to medium, long	**Climate-related regulation and compliance impacts** Climate-related regulatory developments, including emissions policies, deforestation and market access requirements, may increase compliance costs, affect operating practices and impact asset utilization. Bunge's scale and geographic diversification support resilience and the ability to respond to evolving regulatory and market conditions.

BUSINESS AREA	TYPE	CATEGORY	TIME HORIZON	DESCRIPTION AND POTENTIAL IMPACT
Investment and capital allocation	Risk and Opportunity	Transition Policy & Legal	Short to medium	**Investment planning for climate transition** Internal carbon pricing is applied to selected investments to inform capital allocation and assess exposure to future carbon costs and transition risks. Achieving Bunge's science-based greenhouse gas emissions reduction targets may also require additional capital expenditure over time, including investment in energy efficiency, process improvements and lower-emissions technologies across operations.
Products and services	Opportunity	Transition Market	Short to medium, long	**Changing market demand for low-carbon products, including biofuels** Carbon solutions represent a growth opportunity, driven by increasing demand for low-carbon, traceable and deforestation-free products. Investments in renewable fuels feedstocks, regenerative agriculture and verified sustainable soy support product differentiation and market access.
Upstream/ downstream value chain	Risk and Opportunity	Transition Market & Reputation	Short to medium	**Sustainable supply chain scaling and sourcing constraints** Sustainability-related opportunities are embedded in Bunge's business strategy across the value chain. We apply a climate lens to growth, investment and asset optimization decisions, assessing market demand, supply availability and transition risks. Initiatives such as regenerative agriculture and renewable feedstock development support decarbonization and customer demand; however, execution risks related to scaling supply chains, farmer adoption and evolving market requirements may impact timelines and costs.
Access to capital	Risk and Opportunity	Transition Market & Reputation	Short to medium	**Access to capital and financing conditions** Climate-related factors, including sustainability performance and regulatory developments, may influence access to capital and financing conditions.

Policies and Commitments

Bunge has established a comprehensive set of social and environmental policies and commitments that guide our employees, business partners and operations globally. These policies are developed with input from relevant internal teams, approved by senior management, and reviewed periodically to ensure they remain aligned with shifting business priorities, stakeholder expectations and regulatory developments.

In 2025, we introduced our new Sustainability Policy, which provides an overarching framework for the Company's sustainability commitments and expectations. It supersedes and consolidates Bunge's prior policies related to land use, biodiversity, and sustainable grains and oilseeds.

By consolidating these policies, Bunge provides a single point of reference for our sustainability principles, supporting clearer expectations and a more coordinated approach to implementation across the business and supply chains.

The Sustainability Policy is supported by a suite of topic-specific policies that provide additional detail and operational guidance, which are published on our website.

- Soy Sourcing Policy
- Palm Oil Sourcing Policy
- Environmental Policy
- Global Safety and Health Policy
- Quality, Food and Feed Safety Policy
- Code of Conduct
- Human Rights Policy
- Supplier Code of Conduct

Bunge's reputation for integrity and our core value of "We Do What's Right" is built on the decisions each employee makes everywhere, every day. We encourage our employees and stakeholders to report concerns about any of Bunge's activities or potential violations of our Code of Conduct or standards to our Ethics and Compliance Helpline or website.

Bunge has a zero-tolerance policy for retaliation against anyone who reports a concern in good faith, participates in an investigation, refuses to participate in suspected improper or wrongful activity, or exercises workplace rights protected by law. Reported issues are reviewed and addressed in accordance with applicable laws and internal procedures.

03 Action on Climate

25 Decarbonization
31 Resource Efficiency
36 Carbon Solutions

Decarbonization

The agriculture sector plays a critical role in addressing global climate change, and Bunge is well positioned to contribute to solutions across our operations and supply chains. We are reducing greenhouse gas (GHG) emissions while leveraging our scale, capabilities and partnerships to support climate outcomes across food, feed and fuel systems. We approach decarbonization as both a responsibility and a strategic opportunity to strengthen our business, support our customers and contribute to a resilient food system.

The transition to a lower-carbon economy creates opportunities for Bunge in markets that enable reduced-emission outcomes and meet customer demand for more sustainably sourced products. These opportunities span renewable fuels, plant-based and alternative ingredients, regenerative agriculture programs and certified supply chains, and are grounded in responsible sourcing and ecosystem stewardship.

To learn more about Bunge's climate-related risks and opportunities, see Page 20.

Our Approach

Our approach to decarbonization is grounded in a deep understanding of the agricultural landscape and data-driven decision-making, with a focus on disciplined execution and measurable progress over time. It is anchored in near-term emissions reduction targets aligned with a well-below 2°C pathway, validated by the Science Based Targets initiative (SBTi).

These targets commit us to achieving the following by 2030, from a 2020 baseline:

- 25% reduction in Scope 1 and Scope 2 GHG absolute emissions
- 12.3% reduction in Scope 3 GHG absolute emissions

In 2025, the integration of Bunge and Viterra significantly expanded our global footprint and capabilities. This broader scale strengthens our ability to support emissions reduction efforts through improved data, collaboration and shared expertise. Accordingly, absolute GHG emissions results presented for 2025 reflect the combined organization[1] across Scope 1, 2 and 3.

Looking ahead, and building on our expanded footprint, we are reassessing our Climate Transition Plan (CTP) for the combined company, taking into account the recently released GHG Protocol Land Sector and Removals Standard. As part of this process, we will assess multiple pathways, including a 1.5°C pathway, to inform the development of our combined climate strategy.

[1] Our SBTi Scope 3 targets are based on three key categories—Purchased Goods and Services (Category 1), Fuel and Energy-Related Activities (Category 3), and Upstream Transportation and Distribution (Category 4)—selected due to their relevance and significance to Bunge's GHG footprint.

EXPANDING OUR EMISSIONS REPORTING BOUNDARY

Following the combination with Viterra, we have expanded our Scope 1, 2 and 3 emissions reporting boundaries for absolution emissions and decarbonization progress to reflect our combined operations and value chains.

For Scope 1 and Scope 2, this includes broadening our boundary beyond processing facilities to incorporate storage, handling and port terminal activities, as well as all Viterra operations, including sugar farming in Brazil.

For Scope 3, the inclusion of Viterra's value chain emissions expands our inventory to reflect the full breadth of our combined agricultural supply chains.

Combined 2020 Baselines

Scope 1 and 2

- Processing
- Sugar Farming
- Storage, Handling and Ports

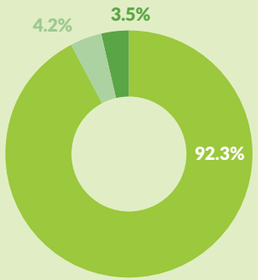

3,920,529 tons CO_2e

Scope 3

- Purchased goods and services[1]
- Fuel and energy related activities[1]
- Upstream logistics[1]
- Other

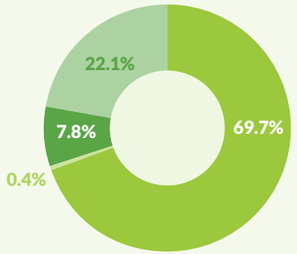

305,006,655 tons CO_2e

To reinforce accountability, performance against our climate targets is incorporated into executive compensation and Annual Incentive Plans (AIP) for our leadership team and more than 15,000 employees, aligning incentives with progress toward Scope 1 and Scope 2 emissions reductions.

Bunge is actively progressing delivery of its current SBTs

To deliver on our science-based targets, we implement a CTP that guides emissions-reduction actions across our combined operations and supply chains, informs capital investment decisions and connects our climate commitments to customer solutions, with a focus on areas where we can drive meaningful and durable impact.

Bunge has a dedicated management team for GHG accounting, emissions reduction and CTP implementation, with cross-functional teams accountable for execution, progress tracking and regular review.

This plan is executed through three interconnected levers:

1. GREENHOUSE GAS EMISSIONS REDUCTION

Reducing GHG emissions across our operations and supply chains is the foundation of our approach. In our own operations, we invest in capital and operational initiatives, including fuel switching to lower-carbon energy sources and zero-carbon electricity.

Across our supply chains, most agricultural emissions arise at the production stage, primarily from land-use change and land-management practices. We work to reduce these emissions by increasing monitoring and traceability capabilities and by delivering on our deforestation-free supply chain commitment, alongside actions to reduce emissions across transport and logistics.

2. CARBON SOLUTIONS

In parallel with reducing our own GHG emissions, we support decarbonization of food, feed and fuel systems by enabling the development and adoption of low-carbon solutions across our supply chains. This includes innovating to provide products and feedstocks that help customers reduce emissions while supporting resilient agricultural systems.

Leveraging our global position in grains, oilseeds and tropical oils, we are expanding renewable-fuel feedstocks, regenerative agriculture programs and novel crops that enable low-carbon alternatives without competing with food production, alongside sustainability certification and traceability systems that support market access and verification of low-carbon attributes. A key milestone in this effort was the completion of our renewable-fuels joint venture with Repsol in Spain in 2025, which strengthens our ability to supply certified, low-carbon feedstocks aligned with regulatory and customer requirements.

Read more about Carbon Solutions on Page 36.

3. COLLABORATIVE PARTNERSHIPS

Meaningful decarbonization in agriculture cannot be achieved by one company alone. Driving systemic change requires collaboration across complex global supply chains. We work with farmers, customers, scientific institutions, industry peers and other stakeholders to advance shared methodologies, strengthen emissions data and develop scalable, precompetitive solutions.

These partnerships support progress on complex challenges such as land-use change quantification, regenerative agriculture practice adoption and the development of transparent approaches to emissions accounting at farm and product levels. Through engagement with scientific and industry initiatives, we contribute to the shared development and application of data-driven tools and frameworks that support credible GHG emissions measurement, reporting and reduction across the agricultural sector.

ADVANCING DATA-DRIVEN CLIMATE ACTION AT CLIMATE WEEK NYC

At New York Climate Week in September 2025, Bunge participated in a panel discussion on “Calculating Land-Use Change Impact from Agriculture” alongside the World Resources Institute (WRI), Quantis and HowGood. The discussion focused on advancing consistent and transparent methodologies for assessing land-use change emissions from agricultural production.

A key outcome was the further development and application of a technical framework for land-use change calculations, supported by improved traceability to the farm level and greater alignment across value chain participants. This work contributes to more reliable emissions accounting and enables greater alignment across companies and supply chains on how land-based emissions are measured and managed.

This engagement reflects Bunge’s approach to collaboration: contributing technical expertise, supporting transparent data solutions and working with partners across the supply chain to enable credible, scalable emissions reductions that extend beyond our direct operations.

Progress on Decarbonization

SCOPE 1 AND SCOPE 2 EMISSIONS

2025 Progress



We have delivered continued progress in our decarbonization efforts, with reducing GHG emissions in our own operations remaining a priority and more than 150 decarbonization projects implemented.

By the end of 2025, Bunge achieved a 19.4% reduction in absolute Scope 1 and Scope 2 GHG emissions compared with our 2020 baseline.

Delivering continued emissions reductions while integrating additional assets and activities demonstrates the effectiveness of our decarbonization approach and sustained momentum in reducing emissions as our operations expand geographically. Based on our current pipeline of projects and operational initiatives, we remain on track to meet our 2030 Scope 1 and Scope 2 science-based targets.

These emissions-reduction efforts also support the mitigation of transition risks associated with evolving climate regulation, energy market volatility and customer decarbonization requirements.

In 2025, continued progress in reducing GHG emissions was driven by a combination of targeted capital investments and operational efficiency initiatives, including procurement of renewable electricity across our global operations.

INDEPENDENT ASSURANCE

Bunge's Scope 1 and Scope 2 emissions accounting and reduction progress is externally verified on an annual basis. Verification statements and supporting information are available on our website.

Decarbonization progress on combined abolute Scope 1 and 2 emissions ($ktCO_2e$)

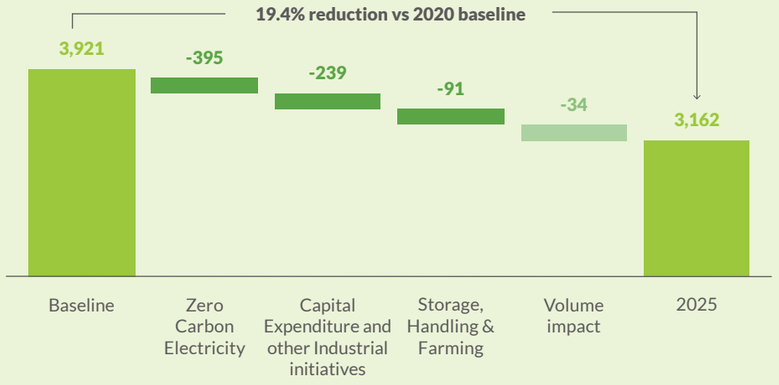

- **Capital expenditure (CAPEX) initiatives[1]:** In 2025, Bunge **invested more than $20 million** in capital projects designed to deliver lasting reductions in Scope 1 and Scope 2 GHG emissions, while also improving energy efficiency and operational performance. Investments focused on energy efficiency, heat recovery, equipment upgrades and fuel switching at priority facilities.

  Examples of key projects implemented during the year include:

  - Optimization of a heat recovery unit, delivering significant energy recovery in Nipawin, Canada.
  - Replacement of a steam booster with an electrically driven mechanical vacuum pump in Xiamen, China.
  - Reduced steam use by replacing the steam-based storage tank heating system with an automated hot-water system, improving temperature control, operational efficiency and safety in Pasir Gudang, Malaysia.
  - Installation of a waste heat-recovery system, resulting in an approximate 10% reduction in steam consumption in Taixing, China.

  Together, these projects, along with other energy efficiency improvements, contributed to avoiding more than **239 $ktCO_2e$** emissions annually and demonstrate how Bunge integrates emissions-reduction considerations into capital planning, delivering climate benefits alongside improved efficiency, reliability and long-term value creation.
- **Zero Carbon Electricty:** We avoided more than **395 $ktCO_2e$** in 2025 primarily through purchases of ZCE and Renewable Energy Credits, making a significant contribution to year-on-year reductions in Scope 2 emissions.
- **Storage, handling and sugar farming integration:** In 2025, a combination of initiatives, such as replacing limestone with virgin lime in sugarcane cultivation alongside energy efficiency measures and renewable electricity installations, helped avoid more than **91 $ktCO_2e$** compared to the baseline.

In addition to our absolute emission SBTs, Bunge tracks performance through a global Scope 1 and Scope 2 GHG emissions-intensity goal. **We have surpassed our original goal of reducing emissions intensity by 10% by 2026 from a 2016 baseline, achieving a 28.3% reduction by the end of 2025[2].** This progress reflects sustained improvements across our operations, reinforcing our continued focus on operational excellence and identifying further opportunities to reduce emissions intensity as our business evolves.

[1] When evaluating significant CAPEX investments, we analyze all large projects in the pipeline using a $/ton CO_2 reduced or added, allowing the Company to make conscious decisions on the impact of projects in terms of CO_2. We use the rate of $150/ton CO_2 to assess the feasibility and impact in financial terms. This approach ensures that GHG reduction efforts are embedded within daily decision-making and resource allocation across the Company. In addition, projects below a specific $/ton carbon cost cannot be removed from the portfolio without management approval. The combination of above enabled projects, like heat-recovery systems, have not only reduced our environmental impact, but are also reducing our dependency on fossil fuels. [2] Target and performance boundary for Scope 1 and 2 GHG emissions-intensity goal is based on legacy Bunge data and performance, and exclude Viterra, reflecting the 2026 intensity target boundary

SCOPE 3 EMISSIONS

Scope 3 emissions represent the largest share of Bunge's GHG emissions. These emissions occur across our supply chains, from the production of agricultural commodities to the transportation and distribution of finished products.

By the end of 2025, **Bunge achieved a 12.1% reduction in absolute Scope 3 GHG emissions** compared to our 2020 baseline[1], demonstrating strong progress toward our 2030 science-based target of a 12.3% reduction. These reductions have been driven by actions across our value chains, including implementing deforestation-free sourcing and logistics interventions, supported by continued improvements in data granularity,

While Bunge continues to make progress in reducing the emissions intensity of our value chains, reported Scope 3 emissions are inherently influenced by the volume and mix of agricultural commodities we source and trade. As a result, absolute Scope 3 emissions may fluctuate year to year in response to changes in procurement volumes, crop mix or market demand, even as underlying decarbonization efforts and data quality continue to improve.

2025 Total GHG Emissions

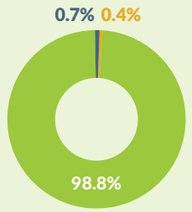

2,031,512
Scope 1

1,129,976
Scope 2

268,688,636
Scope 3

Scope 3 GHG Emissions[1] Breakdown

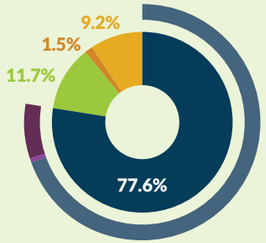

- Processing of sold goods
- End-of-life
- Others
- SBT: Target Categories[2]
  - **69.6%** Purchased Goods and Services
  - **0.4%** Upstream Logistics
  - **7.6%** Fuel and Energy-Related Activities

Decarbonization Progress on Combined Absolute Scope 3 Emissions for SBT Target Categories ($mtCO_2e$)

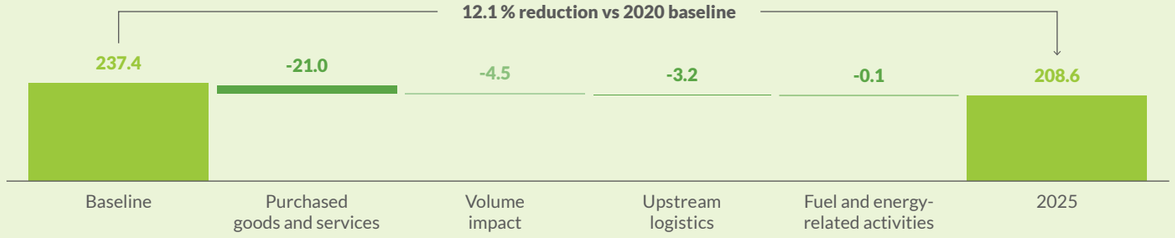

Reducing On-Farm Emissions

Most of Bunge's Scope 3 emissions arise from agricultural production at the farm level.

We work to reduce these emissions by delivering on our non-deforestation commitment, supported by satellite monitoring, supplier engagement and traceability systems across high-risk sourcing regions. We also invest in regenerative agriculture programs to support farmers in improving soil health, building resilience and reducing emissions intensity.

Data-Quality Improvements

In 2025, we focused on improving data quality and measurement, particularly for land-use change emissions.

Progress was driven by improved access to farm-level data, increased use of third-party satellite monitoring and collaboration with scientific partners to refine methodologies. These efforts have supported reductions in the carbon intensity of sourced commodities, particularly within soy supply chains in South America.

Improved data granularity enables a shift from secondary to primary data, supporting more accurate emissions accounting and targeted mitigation actions.

Transport and Logistics Interventions

We work to reduce emissions from logistics by optimizing routes for efficiency, strengthening data quality and engaging transport partners committed to lower-emissions solutions.

In 2025, Bunge implemented a range of initiatives reduce emissions and improve data accuracy across logistics operations, including:

- Modernization of maritime vessels;
- Introduction of 100% biodiesel trucks in Brazil;
- Enhanced road transport data collection in North America and India;
- Continued to enhance the selection process for trucking companies by incorporating sustainability criteria in Europe;
- Increased use of primary, trip level truck data in Brazil; and
- Improvements in vehicle occupancy efficiency.

Bunge is a signatory to the Sea Cargo Charter, a global framework for aligning maritime transport activities with international decarbonization goals.

[1] Bunge's Scope 3 inventory includes 13 of the 15 categories defined by the GHG Protocol Corporate Value Chain Accounting and Reporting Standard. [2] Our science-based target for Scope 3 centers on three key categories — Purchased Goods and Services (Category 1), Fuel and Energy-Related Activities (Category 3), and Upstream Transportation and Distribution (Category 4) — selected due to their relevance and significance to Bunge's GHG footprint. These categories not only exceed the SBTi's minimum requirement of covering at least 67% of total Scope 3 emissions but ensure action on areas where we have the most influence and control within our value chain.

INVESTING IN PRODUCT CARBON FOOTPRINT CAPABILITIES

Product-level emissions transparency is increasingly important for customers seeking to understand and reduce Scope 3 GHG emissions across their supply chains. Bunge has invested in Product Carbon Footprint (PCF) capabilities to support credible, consistent and decision-useful product-level emissions insights.

Bunge's proprietary PCF tool, independently verified to ISO 14067, enables cradle-to-gate emissions assessment using Bunge-specific operational and supply-chain data. By 2025, we had delivered more than 120 product carbon footprints for customers, supporting structured climate programs, pilot initiatives and Scope 3 data-improvement efforts.

To ensure consistency with customer and industry frameworks, Bunge generates PCFs aligned with the WBCSD Partnership for Carbon Transparency (PACT) methodology. In select supply chains, this includes integrating primary farm-level data from traced regenerative soybean and canola programs, which improves data quality and enables more targeted emissions-reduction strategies.

These capabilities extend beyond reporting. They support commercial engagement, portfolio management and product innovation — helping customers translate climate ambition into practical, product-level decarbonization actions across food, feed and fuel systems.

Resource Efficiency

Resource efficiency is a long-standing focus for Bunge and supports operational excellence, regulatory compliance and the responsible stewardship of natural resources across our global operations. Our approach spans **energy, water and waste management,** and is underpinned by our Environmental Policy, signed by our CEO.

All Bunge sites implement Environmental Management System (EMS) practices and are subject to periodic legal compliance audits and reviews, as well as a combination of internal and external EMS audits, aligned with ISO 14001 certification where applicable and Bunge-specific requirements. These systems provide a structured framework to identify and manage environmental risks and support consistent environmental performance across operations.

We engage employees and contractors in environmental sustainability efforts through initiatives such as the Bunge EcoChallenge, and provide targeted training to enhance environmental-management capabilities across our workforce.

We have established environmental goals and transparently report progress against these targets. Our goals[1] focus on reducing energy intensity, Scope 1 and Scope 2 GHG emissions intensity, water intensity and waste to landfill by the end of 2026 from a 2016 baseline. As shown in the graphs below, we achieved three of these five targets ahead of schedule, including reductions in waste to landfill, water intensity, and Scope 1 and Scope 2 emissions intensity.

2026 Environmental Goals (from 2016 baseline)[1]

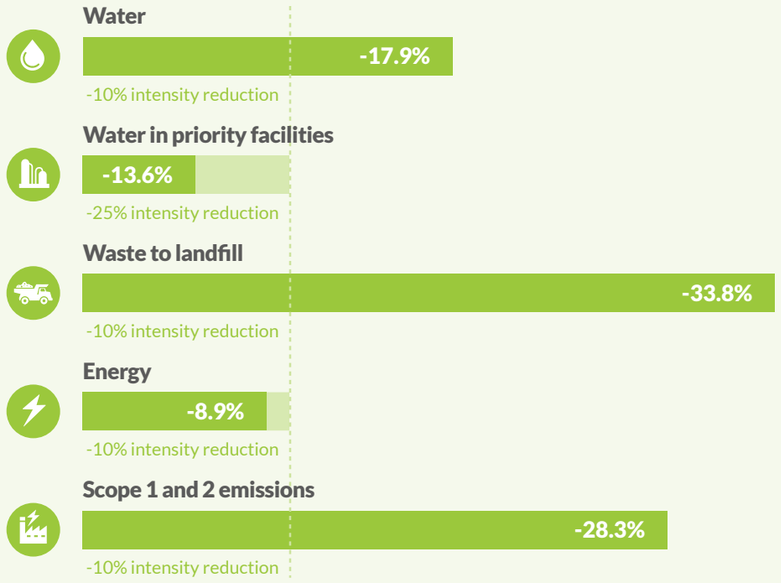

[1] 2026 environmental goals apply to the legacy Bunge reporting boundary, covering processing facilities.

BPS ENVIRONMENTAL SUSTAINABILITY PILLAR

All Bunge production facilities operate under the **Bunge Production System (BPS),** which enables consistent environmental performance across regions while embedding resource-efficiency considerations into day-to-day operational decision-making.

Environmental Sustainability
is the Best of Bunge Everywhere

Environmental sustainability is one of nine core pillars that provide tools and guidance across safety, quality and efficiency within BPS. Through this pillar, Bunge tracks and manages a range of environmental performance elements, including:

- Legal compliance audits and reviews
- EMS internal and external audits
- Environmental incidents and corrective actions
- Sustainability key performance indicators (KPIs), including energy use, GHG emissions, water withdrawals, and waste generation and disposal
- Review of environmental protocols and procedures at production sites
- Consideration of environmental impacts and risks associated with changes to facilities and projects
- Actions to identify, manage and minimize on-site environmental risks
- Engagement and communication with relevant community stakeholders

Energy

Improving energy efficiency and increasing the use of renewable energy sources are key components of Bunge's environmental management approach. Across regions, our teams are strengthening energy management systems through digital monitoring, automation and data-driven analysis, alongside the development of energy transition road maps and the implementation of operational efficiency projects.

These efforts are supported by our Technical Energy Center of Excellence, which connects specialists across the Company to address technical challenges, share best practices and develop scalable solutions across our plants and value chain businesses.

Bunge has a long-standing target to reduce energy use per ton of product by 10% by 2026 from a 2016 baseline. By the end of 2025, we achieved an **8.9% reduction in energy intensity[1].**

Approximately **one-third of our direct-energy consumption is now derived from renewable sources,** reaching a 31.3% share in 2025, up from 27.0% share in 2024[1]. Renewable energy sources include biomass, such as seed hulls and other residues, as well as renewable electricity procured through power purchase agreements (PPAs) and renewable-energy certificates (RECs), and on-site solar generation. Bunge also sources other low-carbon electricity, including nuclear power in China.

During 2025, we implemented a range of energy projects including:

- Installation of a new steam turbine cogeneration unit in Decatur, Indiana, USA
- Biomass boiler installation in Cartagena, Spain
- A heat recovery project in Taixing, China, and
- Automated tank heating systems in Pasir Gudang, Malaysia.

These initiatives support the delivery of Bunge's broader decarbonization strategy, with their associated emission reduction impacts detailed in the Progress on Decarbonization section on Page 27.

ENERGY EFFICIENCY AND STEAM OPTIMIZATION IN XIAMEN, CHINA

Steam is a critical input for many of Bunge's production processes, but it is also energy intensive. In 2025, Bunge's Xiamen, China, facility implemented targeted improvements to steam use that delivered meaningful energy and emissions benefits while increasing production.

Although the plant was commissioned in 2018 with modern, efficient systems, the site team identified further opportunities for optimization through data-driven analysis aligned with the Bunge Production System. Key actions included replacing steam-driven vacuum pumps with mechanical alternatives, resizing heat exchangers to reduce unnecessary heating and insulating more than 2,100 steam traps to limit thermal losses.

These measures significantly reduced steam consumption and contributed to a 10% reduction in carbon intensity, a 3% reduction in absolute GHG emissions and an 8% increase in production volumes in 2025. The project demonstrates how targeted energy-efficiency initiatives can deliver emissions reductions while strengthening operational performance at scale.

[1] Targets and performance have been measured on a legacy Bunge basis, consistent with the target boundary concluding in 2026.

Waste

As outlined in our Environmental Policy, Bunge seeks environmentally sustainable development through pollution prevention, waste minimization, and the reuse and recycling of materials across our operations, services and projects.

As a bulk agricultural processor and handler, our operations inherently limit the use of packaging and support high rates of material reuse. The majority of waste generated at our industrial facilities arises as a result of process residues and by-products from converting raw agricultural materials into food, feed and fuel products. We continuously strengthen waste-management systems to minimize disposal to landfill and reduce impacts on landscapes and ecosystems, while maximizing the value of residues and by-products generated through processing, storage and handling activities.

We focus on:

- Waste prevention and process optimization
- Reuse of by-products within operations or by customers, supporting circular material flows
- Recycling and recovery, including energy recovery, where appropriate
- Employee training on waste segregation, handling and disposal

Together, these actions support a circular approach by prioritizing the prevention of waste generation and maximizing the reuse and recovery of materials before disposal.

We have a commitment to reduce waste disposal to landfill by 10% per ton of product by 2026 from a 2016 baseline. In 2025, we achieved a 33.8% reduction compared to baseline, exceeding our target ahead of schedule.

Bunge defines zero waste as eliminating landfill disposal for at least eight consecutive months. To date, 24 facilities across Europe and Asia have achieved this internal recognition, including all plants in China and India.

More than 86% of total waste generated in 2025 was reused or recycled. Examples include certifying processing residues for use in renewable fuel markets in Europe, selling soapstock residues in Turkey, reusing boiler ash as fertilizer in Brazil, and implementing biogas production and composting solutions across regions.

Hazardous waste represents less than 2% of total waste generated and is managed under appropriate controls, including designated storage areas, spill-response equipment, material safety data sheets and established cleanup procedures, in line with applicable regulatory requirements and internal environmental management standards.

Building on these waste reduction and reuse efforts, our circularity programs focus on reintegrating residual materials into productive uses.

CIRCULARITY PROGRAMS

Bunge's approach to circularity focuses on creating value from residual materials and waste streams by reintegrating them into productive uses, with two primary programs:

1. Reclassifying waste as by-products
2. Collecting used cooking oil

Circular Feedstocks: Used Cooking Oil

Through a joint venture with Olleco, Bunge supplies vegetable oils and collects used cooking oil (UCO) from foodservice and food manufacturing customers across Europe (excluding the U.K. and Ireland). Since its launch in 2022, Olleco Bunge has rapidly expanded its operations.

In 2025, approximately 19,000 metric tons of UCO were collected, contributing to estimated emissions savings of around 41,940 metric tons of CO_2 compared with fossil fuels.

By repurposing waste oils as renewable-fuel feedstocks, this initiative supports circular economy principles and demonstrates how waste streams can be reintegrated into lower-carbon energy systems.

In Brazil, Bunge's Soya Recicla program has collected more than 18 million liters of used cooking oil over nearly 20 years of operation, preventing improper disposal and transforming waste into renewable products such as biodiesel and soap. The program operates across more than 100 cities and thousands of collection points, supporting circular material flows while also contributing to recycling value chains and income generation.

Water Management

Water is an essential resource for Bunge's operations, supply chains and the communities where we operate. Within our operations, water is used primarily for cooling and steam generation, with smaller volumes used for cleaning, sanitation and as an ingredient in certain products.

Bunge has worked to improve freshwater use efficiency in its operations since 2008, when our first targets to reduce freshwater withdrawals were introduced. Under our current freshwater intensity framework, which uses a 2016 baseline, freshwater withdrawal has decreased by 17.9% by 2025, driven by efficiency improvements, process optimization and targeted reuse initiatives across our operations.

In 2015, Bunge[2] became a signatory of the CEO Water Mandate, a UN Global Compact initiative that unites businesses in advancing responsible water use. This commitment supports our engagement on water-related challenges and collaboration toward more sustainable water outcomes.

We apply a risk-based approach to freshwater management to ensure that reduction efforts are focused where water scarcity and operational impacts are most significant. Priority facilities are identified using the World Resources Institute (WRI) Aqueduct water stress dataset, complemented by local operational insights.

Informed by this assessment, Bunge established two 10-year freshwater-intensity reduction targets:

- **A 10% global reduction in freshwater withdrawal intensity by 2026 from a 2016 baseline,** exceeded with a **17.9% reduction achieved** so far from a 2016 baseline.
- **A 25% reduction in freshwater withdrawal intensity at priority facilities in high water stress basins by 2026,** with **13.6% achieved in 2025** from a 2016 baseline. Reducing water intensity in these locations is a long-term effort and supported by targeted investments in water reuse, recycling and process improvements alongside energy and emissions considerations.

2026 Environmental Goals (from 2016 baseline)[1]

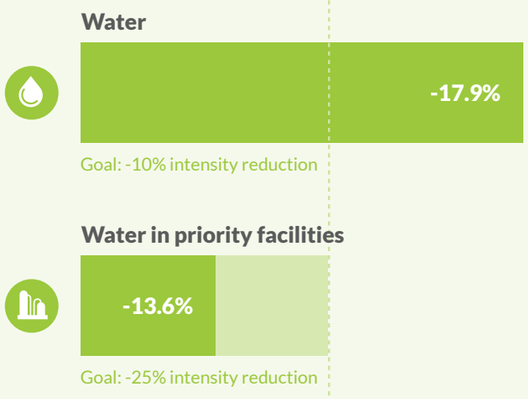

WASTEWATER REUSE TO REDUCE FRESHWATER WITHDRAWALS: THRACE, TURKEY

Bunge completed the Thrace Wastewater Recovery Project in 2025, designed to reduce freshwater withdrawals by enabling the reuse of treated wastewater in the facility's cooling systems.

Although the site's existing wastewater treatment plant already met discharge standards, residual contaminants prevented direct reuse in industrial processes. To address this, Bunge implemented a fully automated, multistage water treatment system incorporating disinfection, oxidation, multimedia filtration, ultrafiltration, and reverse osmosis.

By replacing freshwater withdrawals with recovered wastewater, the Thrace facility has established a localized closed-loop approach to water use within its operations. The project delivered the following benefits:

- Improved water quality, including reductions of more than 92% in conductivity, 84% in total hardness and 97% in total suspended solids, meeting required specifications for cooling tower use.
- Reduced freshwater withdrawals, with a system recovery efficiency of 55% and production of approximately 7.5 m^3 per hour of high-quality purified water supplied directly to cooling operations.
- Annual freshwater savings of approximately 40,000 m^3, reducing demand on local water resources.

[1] 2026 environmental goals apply to the legacy Bunge reporting boundary, covering processing facilities.
[2] Previously signed as Bunge Limited, now Bunge Global SA



Water Risk Assessment Update

Following the 2025 combination of Bunge and Viterra, we are undertaking an updated third-party water risk assessment covering both our direct operations and agricultural supply chains. Recognizing the materiality of water in our operations, as identified in our double materiality assessment, the findings will inform the next phase of our water strategy, with actions focused on areas of highest risk and priority.

This work builds on Bunge's existing water management approach, including risk-based prioritization of high water-stress areas and the integration of water risk considerations into enterprise risk management, investment prioritization and operational planning.

The updated assessment applies a structured methodology to evaluate water-related dependencies, risks and opportunities across our value chains. This includes physical water risks such as scarcity and quality, climate-related risks including drought and flood exposure, and broader social and reputational factors. The approach leverages globally recognized datasets and builds on Bunge's previous assessment aligned with the Taskforce on Nature-related Financial Disclosures (TNFD) LEAP approach.

Findings from the assessment will identify regions, commodities and sourcing areas where water-related risks are most concentrated, supporting prioritization across our operations and supply chains for targeted risk management and action.

Water Quality Management

Bunge measures and monitors wastewater discharge quality at the facility level in accordance with applicable regulations and internal quality, health and safety policies. Given the diversity of our operational footprint — including milling, bottling, crushing and refining — wastewater treatment approaches vary by facility to meet or exceed local regulatory requirements.

Beyond operational controls, Bunge promotes improved water-management practices in agricultural production through our regenerative agriculture programs. When implemented at scale, these practices aim to reduce nutrient runoff, protect freshwater systems and support improved water quality across supply chains, while reinforcing circular resource management at the watershed level.

[1] Including Water Footprint Network 2020; WRI Aqueduct V4.0, methodology 2024; McDonnell, et al., 2020; Ecoinvent database

Carbon Solutions

Carbon solutions play a strategic role in Bunge's business growth and long-term value creation, supporting both our decarbonization efforts and the evolving needs of the markets we serve. Bunge is among the largest suppliers of certified deforestation-free and sustainably sourced agricultural products, with nearly half of our innovation pipeline focused on plant-based alternatives that support low-carbon food, feed and fuel systems.

Our current carbon solutions initiatives include products, feedstocks and enabling systems that support customer decarbonization across food, feed and fuel markets:

- **Product traceability and sustainability certification** that enable market access and verification of low-carbon attributes
- **Regenerative agriculture** programs that support low-carbon supply chains
- **Novel seeds and winter oilseeds cover crops**
- **Renewable fuel feedstocks and refining partnerships,** including circular feedstocks such as used cooking oil
- **Plant-based proteins, lipids and grains**

Sustainability Certifications

Credible traceability and sustainability certification enable Bunge's ability to deliver verified low-carbon products and support access to regulated food, feed and fuel markets, particularly in the biofuels and renewable-fuels sectors. These certification frameworks provide transparency from farm to end market and play an important role in demonstrating compliance with evolving regulatory requirements.

Bunge implements sustainability and quality certification programs across regions and commodities, combining market-driven fuel and sustainability schemes, international management system standards, and product-level quality and integrity certifications. Together, these systems enable Bunge to scale carbon solutions, connect primary production data with downstream requirements, and meet customer and regulatory expectations.

Example certification frameworks and verification programs implemented by Bunge include:

- ISCC (International Sustainability and Carbon Certification) – Supporting sustainable biomass production, traceability and lifecycle GHG accounting across food, feed, fuel and industrial markets.
- 2BSvs (Biomass Biofuels voluntary scheme) – Certifying biomass used for biofuels under the EU Renewable Energy Directive.
- RenovaBio (Brazil National Biofuels Policy) – Supporting certified biofuel production in Brazil by enabling lifecycle carbon intensity assessment and traceability across the value chain.
- Social Biofuel Seal (Brazil) – A government certification scheme for biodiesel producers supporting socially responsible biofuel production through smallholder sourcing and technical assistance.

For more information on our certification portfolio – including RTRS, Pro-S and RSPO, see Page 54 on Responsible Supply Chains and visit our website.

In 2025, Bunge became the first company to certify soy for use in Sustainable Aviation Fuel (SAF) under the ISCC CORSIA PLUS framework, including the Low LUC seal, which indicates low risk for land use change. This supports the development of lower-carbon aviation fuel markets.

Regenerative Agriculture

Regenerative agriculture programs play an important role in building resilient supply chains and supporting the transition to low-carbon agricultural production. Bunge works in partnership with farmers and value chain stakeholders to advance practices that improve soil health, reduce pressure on land and support improved carbon outcomes, while maintaining productive crop yields.

As demand for low-carbon ingredients and feedstocks continues to grow, regenerative agriculture programs offer meaningful market opportunities for the grain and oilseed sector. Bunge supports farmers participating in these emerging markets while helping customers advance their sustainability and decarbonization commitments. Regenerative agriculture is expected to contribute to emissions-reduction goals, strengthen supply chain resilience and create additional income opportunities for participating farmers.

In 2025, Bunge **expanded regenerative agriculture programs into Argentina and Romania and continued to scale programs in the United States, Canada, Brazil, Poland and Hungary.**

We consider regenerative agriculture to be a method of farming and system of practices aimed to improve and restore the health of soil and ecosystems while strengthening food security and supporting resilience to climate risk. The main principles of regenerative agriculture are adaptable to local physical conditions and may include one or more of the following:

- **Eliminating bare soil** helps to reduce soil erosion, which can lead to increased production of dry matter. Application of cover crops can also support increases in carbon in the soil.
- **Minimizing soil disturbance** by reducing or abandoning tillage can reduce the oxidation of soil carbon, leading to higher soil carbon content and increased water and nutrient-holding capacity.
- **Fostering crop diversity and rotation** promotes biodiversity and can lead to greater dry-matter production because of the complementarity of light, water and nutrient use of different crops.
- **Responsibly managing inputs** (fertilizers, pesticides) helps to reduce the nitrogen losses in the atmosphere and prevent pollution in soil and water.

South America

In South America, Bunge expanded its regenerative agriculture program from 250,000 hectares in 2023 to reach a **cumulative[1] total of 490,000 hectares in 2025, engaging more than 200 rural farmers.** The program provides participants with comprehensive diagnostics, customized action plans and a robust benefits package, including premium payments, free technical assistance, access to digital and precision agriculture tools, and support for the adoption of sustainable inputs. Together, these elements aim to improve productivity, reduce costs and support reductions in emissions intensity from farming activities.

The program is designed to connect the supply of regeneratively produced commodities with demand from companies in the food and biofuel sectors that have specific sustainability requirements. This model enables customers to invest alongside Bunge in supporting the adoption of new practices at farm level, strengthening value chain collaboration.

[1] Cumulative figure represents the total area enrolled in the program across the 2023 to 2025 period.

PARTNERING WITH MANTIQUEIRA BRASIL TO SUPPLY TRACEABLE, LOW-CARBON SOYBEAN MEAL

In 2025, Bunge partnered with Mantiqueira Brasil, a leading egg producer in South America, to supply 12,000 tons of 100% traceable soybean meal to the farm, originating from areas that adopt sustainable agriculture practices. These farms focus on improving soil health, biodiversity, and carbon sequestration, contributing to lower-emissions supply chains.

The soybean meal is used in poultry feed at Mantiqueira's production sites and is supported by a blockchain-based system that tracks traceability and product carbon footprint (PCF) from farm to customer. Based on established methodologies, such as EcoInvent, The Global Feed LCA Institute (GFLI), and AgriFootprint the carbon footprint of the product is estimated to be 40–70% lower than the Brazilian average.

The collaboration also supports circular agriculture. Mantiqueira's poultry manure-based organic fertilizer is being trialled on Bunge partner farms, helping improve soil fertility while reducing reliance on chemical inputs.

This partnership demonstrates how Bunge connects regenerative production with customer demand, enabling traceability, practice change, emissions reduction, and value creation across the agricultural supply chain.



Through an innovative compensation framework, Bunge allows the entire value chain to invest alongside producers, generating shared value for farmers and customers while supporting the sector's transition toward low carbon agricultural production. In the past years, Bunge has been promoting a suite of regenerative practices in the field, increasing impacted hectares across its supply chain, including:

- **No till farming,** which is implemented across all participating properties and supports soil structure, water infiltration and long-term productivity while reducing erosion.
- **Crop rotation and diversification,** with approximately **70% of participating producers cultivating three or more crops,** including the introduction of alternative crops such as canola and castor bean to improve nutrient balance and resource efficiency.
- **Cover cropping,** implemented by around **80% of producers,** supporting nitrogen fixation, biodiversity and reductions in synthetic fertilizer use, alongside the use of new seeds certified for biofuels.
- **Bio inputs,** promoted to partially replace or supplement synthetic fertilizers; **approximately 50% of producers** currently use bio inputs as part of their nutrient management strategies.

Alongside partners and customers, Bunge is advancing the transformation toward low-carbon agriculture across key crops including soy, wheat, corn, castor bean and canola. Bunge also continued to strengthen integration of regenerative practices across indirect supply chains in the region.

Learn more about our regenerative agriculture initiatives in Brazil in the "Rota Regenerativa – Caminhos que renovam o futuro (Regenerative Route – Pathways to a Renewed Future)" webseries.

OUR PARTNER ECOSYSTEM IN SOUTH AMERICA

Bunge's regenerative agriculture efforts in Brazil are supported by a growing ecosystem of digital, research and value-chain partners, including:

- **xFarm –** Provides the digital platform used by participating farmers to collect primary agronomic and operational data.
- **Vega –** Integrates farm-level data and applies market-specific methodologies to calculate emissions, establish baselines and track performance over time, supporting a transparent and robust measurement of results.
- **Orígeo –** A joint venture with Bunge and UPL providing integrated, end-to-end products, services and consulting for farmers covering agricultural inputs, services, financing solutions and technical support.
- **Agrofel and Coasul –** Are indirect partners and resellers within our ecosystem, with a strong presence and relationship with small farmers in southern Brazil. They are partners in our regenerative agriculture and new seeds program, supporting change in the field.
- **Embrapa –** Bunge actively supports the Embrapa Low Carbon Soy Initiative through farms participating in its regenerative agriculture program.

North America

In North America, we continue to support farmers and advance sustainable agriculture across shared supply chains.

Established in 2023, Bunge's partnership with Nutrien Ag Solutions initially focused on oilseeds in North America, including soybeans in the United States and canola in Canada. Core soybean processing facilities supporting the program include Council Bluffs, Iowa; Decatur, Indiana; Morristown, Indiana; Bellevue, Ohio; and Delphos, Ohio.

In 2025, the program expanded to include wheat growers in Texas. Bunge also enrolled more than **28,000 hectares of regeneratively produced soybeans** across the Western and Eastern Corn Belt. The program promotes practices such as cover cropping, reduced tillage, nutrient management and responsible pesticide use.

In Canada, Bunge continues to support sustainable canola production, including the adoption of 4R nutrient management and soil-conservation practices across more than **40,000 hectares.**

Europe

In 2025, Bunge continued to expand its regenerative agriculture program across Central and Eastern Europe, focusing on sunflower and rapeseed production systems. Program scale reached approximately **6,700 hectares in Hungary, 4,000 hectares in Poland and more than 1,000 hectares in Romania,** reflecting growing farmer participation across the region.

Participating farmers are implementing regenerative practices including crop rotation, erosion-control measures, reduced nutrient inputs through cover cropping and no- or minimum-tillage systems. Farmers receive agronomic advisory support, access to remote-sensing tools and field visits to monitor crop performance, alongside premium payments linked to the adoption of specific regenerative practices.

Program delivery is supported through partnerships. Bunge works with xFarm Technologies to digitalize data collection and support measurement, reporting and verification (MRV), including remote sensing and GHG calculations. On-the-ground agronomic support is provided through local partners, including Démétér Biosystems in Hungary and Fundacja Terra Nostra in Poland.

The program aims to improve soil health, strengthen water outcomes and enhance biodiversity, while creating additional income opportunities for participating farmers. Early results indicate positive trends related to emissions-intensity improvement and overall farm-system resilience.

LANDSCAPE-SCALE REGENERATIVE AGRICULTURE IN POLAND: PROJECT LOWER SILESIA 360°

Project Lower Silesia 360°, a landscape-scale regenerative agriculture initiative in Poland, cocreated with PepsiCo, Viking Malt and Malteurop, and cofinanced by EIT Food , was formally launched in October 2025. The initiative aims to expand regenerative practices across up to 20,000 hectares and engage more than 200 farmers, making it one of the largest regenerative agriculture deployments in Poland to date.

Together with expert partners, including Fundacja Terra Nostra and Ground Up, the project provides hands-on agronomic advisory services and is supported by a robust MRV framework. The framework tracks more than 60 environmental, social and economic indicators, including soil-health metrics, biodiversity outcomes and GHG emissions.

By aligning regenerative supply with committed offtakers across the value chain, the initiative is designed to create market-based incentives for adoption at scale. Project Lower Silesia 360° demonstrates how collaborative, supply chain-driven approaches can support regenerative agriculture while delivering measurable environmental and economic outcomes and creating a replicable model for expansion across Europe.

Novel Seeds and Winter Oilseeds Cover Crops

Leveraging our extensive network of farmer relationships and expertise in oilseed processing, Bunge is developing value-chain partnerships to promote the adoption of intermediate novel crops across multiple regions. These low-carbon intensity, oil-rich crops are designed to be planted between primary crop cycles or on fallow land, offering farmers additional income opportunities through sustainable crop rotations while supporting soil health and biodiversity. Importantly, these crops are additive to existing food, feed and fuel production systems.

Bunge's partnerships with Chevron and Bayer to commercially develop the oilseed cover crop, CoverCress™, support the scaling of advanced breeding and gene-editing technologies that convert wild pennycress, a winter annual weed, into a productive cover crop. In parallel, Bunge is introducing intermediate winter canola hybrids into crop-rotation systems in the Southern United States through partnerships with Chevron and Corteva Agriscience, expanding adoption across eight states over the past three seasons.

Farmer collaboration and education are central to the introduction of these novel crops. Over the past four years, Bunge has seen sustained growth in adoption, farmer participation and retention across its novel seed programs. In 2025, these initiatives have reached over 160,000 hectares, engaging more than 1,100 growers across multiple geographies and crop types. These programs have provided valuable insights into operational efficiency, grower needs and key drivers of scale.

Bunge continues to expand partnerships with seed and energy companies, supporting investments in infrastructure and innovation that broaden the portfolio of **low-carbon feedstock options** and renewable-energy alternatives, while reinforcing regenerative agriculture programs. In parallel, Bunge works with value-chain stakeholders and regulators to develop appropriate frameworks, guidelines and verification systems, supporting transparency and accountability as these novel crops scale.

NOVEL SEEDS IN SOUTH AMERICA

Bunge has scaled novel seed programs across South America, focusing on intermediate winter canola, castor bean, camelina and safflower as intermediate crops suited to regional conditions and renewable-fuel markets.

Intermediate winter canola has emerged as a strategic crop to diversify production systems, reduce reliance on traditional soybean corn rotations and create new revenue streams driven by strong industrial and energy demand. In 2025, Bunge supported the planting of approximately 60,000 hectares of intermediate winter canola across Brazil and Argentina, with program areas in Brazil fully certified under the 2BSvs scheme, enabling commercialization into the biofuels market. While widely cultivated in Europe, as a full season crop, intermediate winter canola is being adapted to conditions in certain regions in Brazil, offering double-crop rotational benefits, water efficiency and pest management.

Castor bean is positioned as a resilient, high-oil crop suitable for mechanized farming systems and water-stressed regions. Its oil is used as a feedstock for hydrotreated vegetable oil (HVO) and sustainable aviation fuel (SAF), supporting renewable-fuel value chains. In regions where second crop production is constrained by rainfall, castor bean provides an economically viable alternative with strong market demand.

Camelina has been promoted by Bunge since 2023, including through expanded activities in Argentina. In 2025, more than 30,000 hectares of camelina were planted in Argentina, with the entire volume certified under 2BSvs, supporting access to the European biofuels market. This builds on partnerships with energy companies and contributes to diversification of low-carbon feedstock supply.

Safflower has also been scaled in Argentina, where Bunge's program engaged more than 36,000 hectares in 2025. Together, **novel seed initiatives in South America now cover over 100,000 hectares,** supplying certified oils for renewable-fuel applications and supporting farmer diversification.

Across regions, novel seeds expand Bunge's portfolio of future-facing feedstock options, linking regenerative farming practices with growing demand for renewable fuels and reinforcing the role of agriculture in the energy transition.

Investing in Renewable Fuels

Renewable fuels play an important role in reducing GHG emissions from transportation, offering low-carbon alternatives compatible with existing vehicles and refueling infrastructure across road, marine and aviation sectors. As a leading global supplier of agricultural feedstocks, Bunge supports the development and scale-up of renewable fuels by expanding partnerships and investing in low-carbon intensity feedstocks.

Through collaboration across energy, agriculture and processing value chains, Bunge helps enable the next generation of renewable fuels while connecting farmers to emerging energy markets. These efforts are closely aligned with customer decarbonization goals and evolving regulatory frameworks in key markets, including requirements related to biofuel and SAF.

DECARBONIZING AGRICULTURAL AND OIL SUPPLY CHAINS WITH REPSOL IN SPAIN

We continue to support the expansion of renewable-fuel supply in Spain through our strategic agreement with Repsol, a global multienergy company. This partnership supports the scale-up of renewable fuels required under European Union policy, strengthens farmer participation in energy value chains and advances the development of next-generation low-carbon feedstocks.

The program focuses on the use of intermediate novel crops, including camelina and safflower, grown between main crop cycles on land that would otherwise remain fallow or underutilized. These crops are processed into low-carbon intensity oils for use in HVO and SAF, which can deliver life-cycle emissions reductions of up to 90% compared with conventional diesel, depending on the production pathway.

By integrating agricultural innovation with advanced refining technology, the partnership creates a pathway for renewable-fuel production in Europe. Bunge and Repsol continue to collaborate on research and development to identify additional low-carbon feedstock opportunities, including sourcing novel seeds from Spanish farmers.

repsol

SCALING RENEWABLE FUEL FEEDSTOCKS THROUGH BUNGE CHEVRON AG RENEWABLES

The Bunge Chevron Ag Renewables joint venture focuses on developing renewable-fuel feedstocks by leveraging Bunge's scale in oilseed processing and farmer relationships alongside Chevron's expertise in renewable-fuel production and marketing. In 2024, the joint venture approved a final investment decision to build a new oilseed processing facility adjacent to an existing Bunge plant in Destrehan, Louisiana, USA.

The facility, expected to be operational in 2026, is designed with flexibility to process soybeans, as well as softseeds and novel winter oilseeds, including winter canola and CoverCress™, expanding the supply of lower-carbon feedstocks.

Bunge Chevron
AG RENEWABLES

Plant-based Proteins, Lipids and Grains

Our ingredient business helps food manufacturing and foodservice customers meet consumer demand for tasty, nutritious and sustainable foods and beverages. Consumers increasingly seek ingredients with a low-carbon footprint that originate from farms using regenerative agriculture practices. We help them achieve such goals with our plant proteins, lipids and milled grain products that support customer decarbonization strategies across food systems.

- **Proteins:** Our PurePro® soy protein concentrates support customers seeking to reduce the carbon intensity of food and feed formulations by enabling the replacement of higher-carbon animal proteins across a range of applications, including plant-based foods, processed meats and pet food. This contributes to customer sustainability objectives while supporting the expansion of low-carbon food systems.

  Our Morristown, Indiana, USA facility, commissioned in 2025, is a key component of this offering. The $550 million investment has advanced energy-efficiency features and processes approximately 4.5 million bushels of locally sourced soybeans annually. The facility supports around 70 full-time jobs and contributes to economic development in the surrounding community.

- **Lipids:** Our lipid ingredients span bakery, savory snacks, confectionery, sauces and dressings, restaurant meals and more products. To help customers meet their carbon-reduction needs, we offer low-carbon palm, soybean, sunflower and rapeseed oil options:

  - We have introduced a portfolio of dairy butter alternative products under the brand Beleaf™ that mimics the functionality and flavor of traditional dairy butter and milkfats with a 50% to 80% GHG emission reduction, depending on the specific recipe.
  - As pioneers of cocoa butter alternatives (CBAs) and cocoa butter equivalents (CBEs), Bunge provides customers cost-effective solutions derived from smallholder supply chains in Ghana that promote environmental best practices.
  - We continue to expand sourcing crops for our oils from farmers using regenerative agriculture practices in North America and Europe.
  - We also support educational programs and sustainable farming practices with women shea farmers in West Africa.

- **Grains:** Our milled corn ingredients are core to many breakfast cereals, savory snacks, bakery products and premixes. Through our regenerative agriculture program, we are actively helping customers meet their goals in this space and achieve their carbon-reduction initiatives.

04 Responsible Supply Chains

44 Responsible Sourcing
46 Human Rights and Supply Chain Management
51 Deforestation-Free Supply Chains
61 Biodiversity

Responsible Sourcing

Bunge implements responsible-sourcing commitments and practices across our global supply chains, with a focus on supporting projects that protect biodiversity, respect human rights and improve the economic well-being of farmers and our local communities.

Our approach is implemented through commitments and actions tailored to different value chains, with prioritization informed by environmental and social impact and stakeholder input. Key areas of focus include soy sourced from South America and palm oil sourced globally, supported by due-diligence processes, traceability and clear supplier expectations aligned with our Supplier Code of Conduct.

As a newly combined company, our expanded scale across commodities and geographies strengthens our ability to support customers and communities connected to our supply chains. Targeted investments in traceability, regenerative agriculture and community initiatives help reinforce supply chain resilience while contributing to our sustainability goals. For more information on our regenerative agriculture programs, see Page 36 Details on social investments are available on Page 72

Policy and Regulatory Engagements

Bunge monitors policy developments relevant to responsible sourcing to inform our understanding of emerging risks, expectations and requirements across our supply chains. Specific regulations and voluntary frameworks play an important role in shaping expectations for responsible sourcing across global supply chains.

Further information on our policy engagement activities is outlined in the Governance section.

European Union Deforestation Regulation (EUDR) Preparedness

Bunge has been actively preparing to deliver EUDR compliant commodities to the European Union (EU) market ahead of the regulation's application date of December 30, 2026. Over the past two years, we have worked across our global footprint and with upstream supply chains to strengthen readiness, support continued market access, and meet evolving regulatory and customer expectations.

Our preparation includes established governance and oversight structures, risk-based due-diligence processes and targeted mitigation actions where relevant. We continue to engage with sector organizations, European Union institutions and national competent authorities to support consistent implementation and inform our approach as additional guidance becomes available.

As part of our readiness efforts, we have enhanced monitoring and due-diligence processes aligned with EUDR requirements. The regulation's requirement for

continuous monitoring and vigilance is aligned with our strategic focus on South America as a priority region for deforestation monitoring, consistent with our policies.

Through these efforts, we aim to support farmers and suppliers while continuing to provide customers with deforestation-free commodities that meet all applicable regulatory requirements.

Amazon Soy Moratorium and Non-Deforestation Soy Sourcing

Bunge is actively monitoring developments related to the Amazon Soy Moratorium and remains firmly committed to eliminating deforestation and conversion from our soy supply chains through our non-deforestation commitment, launched in 2015 and central to our business strategy.

Our global commitment includes a cutoff date of December 31, 2024, and we transparently report deforestation and conversion free (DCF) soy volumes from sourcing farms in priority regions, as detailed on Page 52 Bunge does not source soy from land that is not compliant with this commitment, which we believe helps disincentivise new deforestation within our soy supply chain.

Bunge remains strongly committed to sustainability and transparency in soy traceability. We have established a socio-environmental verification system, achieving 100% traceability and monitoring of direct and indirect soy purchases in higher-risk regions. Our traceability data is audited by an independent third party. Further information is available in our Soy Sourcing Policy.

We will continue working with farmers, governments and civil society organizations to do our part to preserve the environment, respect communities and strengthen the sustainability of our products.

Extending Responsible Sourcing Across Our Portfolio

Cotton and sugar are the latest additions to Bunge's combined portfolio, following integration with Viterra, and we are extending our governance, due diligence and traceability systems to these value chains. This includes aligning supplier expectations, risk assessment processes and monitoring approaches with our existing responsible sourcing frameworks.

Cotton

Bunge trades cotton without holding supply chain assets, sourcing primarily from North America and Brazil. We maintain traceability to the state and provincial level across all countries of origin. Most volume originates from the Southern United States, followed by the Brazilian Cerrado, with other sourcing regions—including Australia, Central African countries, and India—representing less than 10% of global volume.

Integrated sourcing policies apply across all regions. In Brazil, all cotton farms undergo regular screening for social impact and land-use change, with the cotton value chain included in our biodiversity analysis. In North America and other regions, we have implementation roadmaps established to engage stakeholders and address any identified potential concerns.

Certification supports responsible sourcing through programs such as the Better Cotton Initiative (BCI). In 2025, more than 85% of Brazilian cotton and 53% of cotton globally was sourced under certification, reflecting lower uptake in regions such as North America where risks are assessed to be lower.

Sugar

Bunge sources and processes sugarcane primarily in Brazil, where we operate two mills and associated farming operations in transition regions between the Cerrado and Atlantic Forest biomes. These are incorporated into our biodiversity analysis. This integrated operating model supports consistent land-use management, traceability and environmental management practices across both farming and processing activities.

In Brazil, sugarcane supplied to our mills is fully traceable to farm boundaries through the national land and environmental registry, the Cadastro Ambiental Rural (CAR). This approach supports responsible land management and excludes deforestation associated with sugarcane expansion.

Certification plays an important role in managing sustainability risks in sugar. Bunge's Rio Vermelho mill is Bonsucro certified, the leading global standard for sustainable sugarcane production.

Investing in Farmers

Partnering with Farmers to Build Resilient, Sustainable Food Systems

Farmers operate at the intersection of food production, economic viability and environmental outcomes. As global demand for food grows, farmers face increasing pressure to produce more from limited land while managing rising costs, climate variability and market uncertainty. Addressing deforestation risk therefore requires supporting farmers to improve productivity and resilience in ways that make economic sense, without relying on the expansion of agricultural land.

Bunge works with farmers to promote more sustainable and regenerative farming systems that support higher yields, improve resilience and reduce pressure to convert new land. By supporting practices that strengthen soil health, improve input efficiency and enhance long-term productivity, we aim to help farmers meet production goals while managing costs and protecting natural ecosystems. Scaling this impact requires on-the-ground collaboration and practical support.

Bunge supports farmers in several ways, including:

- Capacity-building and training programs
- Technical assistance
- Financial solutions
- Certification training and market access
- Support for on-farm audits
- Restoration projects

Through these efforts, we work with farmers to promote responsible cropping and disincentivize the clearing of new land. This includes sharing information on the short- and long-term benefits of sustainable practices and providing tools that help track and address land-use change.

While progress is being made, achieving meaningful change at scale cannot be achieved by one company alone. We continue to encourage collaboration across our supply chains to help accelerate industrywide progress in the years ahead.

Human Rights and Supply Chain Management

Our Approach

At Bunge, our vision for a sustainable future includes our commitment to operating with respect for human rights. With our expanded global operations and integrated value chain, we recognize the potential to influence the human rights of individuals within our operations, supplier networks and the communities where we operate.

Our approach to human rights continues to evolve and is informed by relevant international standards and our core values. The work to implement our human rights program, including the development of our human rights due-diligence approach, is led by our Social Impact team — a dedicated group of subject-matter experts embedded within our global human resources function. Recognizing the cross-cutting nature of human rights across functional areas and to support a coordinated and consistent approach, our human rights program is enabled through global, cross-functional collaboration. We partner with internal experts across various departments, including global ethics and compliance, human resources, safety and health, legal, information technology, industrial operations, risk management, sustainability and government affairs, among others.

Our Human Rights Policy, approved by our CEO, serves as the cornerstone of our human rights due-diligence processes. We align our approach with frameworks such as the United Nations Guiding Principles on Business and Human Rights (UNGPs), Organization for Economic Co-operation and Development (OECD) Guidelines for Multinational Enterprises and International Labor Organization (ILO) Declaration on Fundamental Principles and Rights at Work.

Bunge maintains a clear policy prohibiting all forms of forced or compulsory labor, including indentured, bonded and child labor, and we report publicly on our implementation efforts in our Modern Slavery Statement. Through our employment practices, we work to adhere to ILO standards, including complying with relevant local minimum-age requirements.

Our ongoing efforts include strengthening internal understanding of human rights through training and awareness, assessing salient human rights risks and adapting our approach in response to evolving regulatory expectations — in line with our commitment to responsible business conduct and continuous improvement.

Our Progress

In 2025, Bunge continued to integrate responsible practices across global operations and our supply chains. Efforts focused on strengthening governance, deepening risk management and building capabilities to address evolving regulatory and customer expectations.

- **Governance and Policy Framework:** Our Human Rights Policy is now accessible in 18 languages on our website. We formalized new procedures, including a Global Due Diligence Framework and Child Labor Prevention and Remediation Procedure, in preparation for regulations such as EUDR and EU Forced Labor Law.
- **Risk Assessment and Due Diligence:** We continue to enhance our risk assessment capabilities, undertaking EUDR Human Rights Country Risk Assessments and an initial Salient Human Rights Risk Assessment. We plan to consolidate risk assessments and deploy Inherent Risk Tools for efficient identification in 2026.
- **Assessing Our Salient Human Rights Risks:** Building on our commitment to identify and manage human rights impacts, Bunge has undertaken a salient human rights risk assessment. This process, guided by the UNGPs and OECD Guidelines, was designed to identify and prioritize the human and labor rights issues with the greatest potential for adverse impacts on people across our operations and supply chains.

The findings serve as a basis for strengthening our ongoing human rights due diligence (HRDD) efforts, informing the development of dedicated action plans that aim to prevent, mitigate and remediate key adverse impacts.

Our identified salient human and labor rights risks include:

1. **Child Labor**
2. **Environmental Stewardship**
3. **Health and Safety**
4. **Local Communities**
5. **Modern Slavery**
6. **Working Conditions**

- **Global Training and Capability Building:** Employee awareness and understanding of human rights expectations continues to expand. Our online human rights course achieved completion rates of 96% for Bunge and 93% for legacy Viterra employees. We also embedded a human rights overview into our global onboarding curriculum, complemented by modern slavery training in key risk regions. More than 17,000 internal and external stakeholders participated in dedicated training sessions, including our Global Human Rights Deep Dive and Forced Labor Online Courses.

Human Rights Due Diligence

We conduct risk-based human rights due diligence (HRDD) to help inform responsible business decision-making related to the potential human rights impacts of our business operations. Our approach follows a structured, multistep process designed to support the identification, prevention, mitigation and, where appropriate, response to potential adverse human rights impacts. This includes particular attention to vulnerable and potentially vulnerable groups, including children.

Our HRDD activities are underpinned by Bunge's Global Due Diligence Framework, which is aligned with the core elements of the UNGPs on Business and Human Rights. Stakeholder engagement is integrated throughout the framework to support context-specific understanding and continuous improvement.

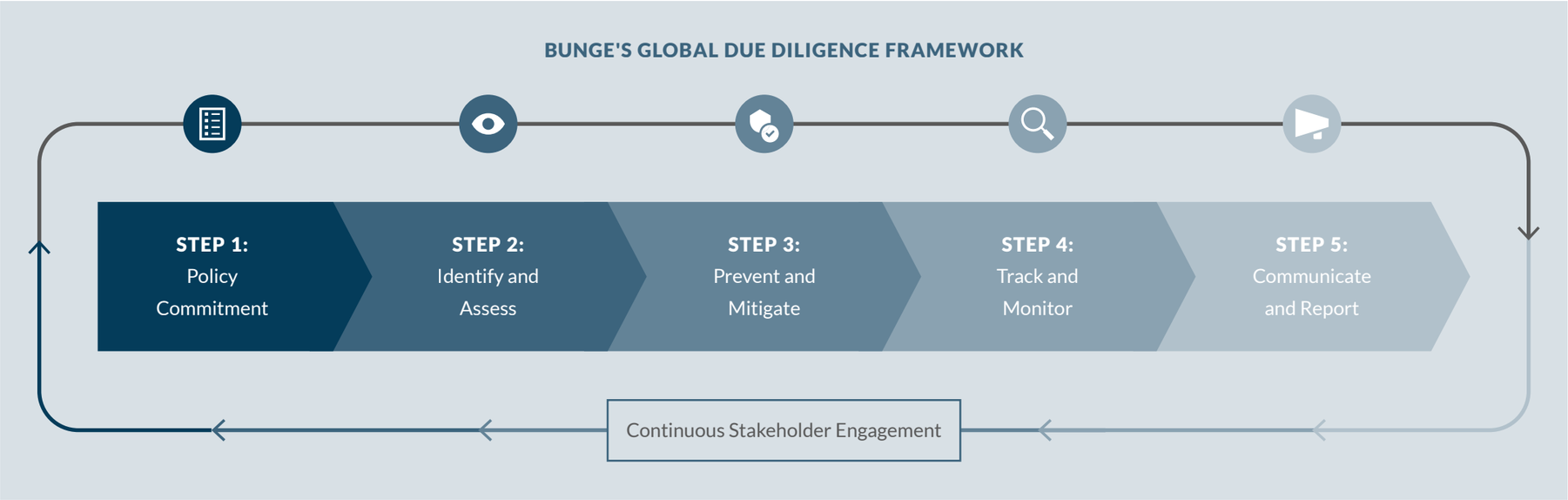

Our HRDD process includes:

1. **Policy Commitment:** Our foundational commitment is articulated in our Human Rights Policy, which aligns with international standards such as the UN Guiding Principles on Business and Human Rights, OECD Guidelines and ILO Declaration on Fundamental Principles and Rights at Work, which establishes our responsibility across our operations and business relationships.
2. **Identify and Assess:** We conduct risk assessments to identify and assess potential human rights impacts, taking into account factors such as geography, sector, operational context and business activities. This includes assessing salient human rights risks across Bunge's operations and newly integrated activities, as well as conducting country commodity, or industry-related human rights risk assessments, to help prioritize areas for attention and action. These assessments inform our understanding of where risks may be elevated within our value chain.
3. **Prevent and Mitigate:** Based on identified risks, we seek to prevent or mitigate potential adverse impacts through a range of measures. These may include internal procedures, targeted training and awareness activities, supplier expectations, and the development of guidance and operational tools.
4. **Track and Monitor:** We continuously track and monitor the effectiveness of our measures to prevent adverse impacts. This includes the use of internal processes and selected external tools, such as Sedex, to strengthen operational assurance and supply-chain diligence. Our Supplier Code of Conduct plays a central role in setting expectations and supporting ongoing monitoring within our supply chains.
5. **Communicate and Report:** Transparency is an important element of our approach. We report on our HRDD framework, management approach and related activities through this report and other relevant public disclosures. Where appropriate, we provide information on identified risks and the actions taken to address them, recognizing the evolving nature of data availability and regulatory expectations.

OPERATIONALIZING HUMAN RIGHTS: BUNGE'S SEDEX PROGRAM

As part of our efforts to operationalize human rights due diligence within our own operations, Bunge uses the Sedex platform, a widely used supply chain data-sharing system, and participates in Sedex Members Ethical Trade Audits (SMETA). While Bunge does not mandate audits across our global operations, select facilities have undertaken these comprehensive social compliance audits in support of customer expectation.

These assessments evaluate labor standards, health and safety, environmental practices and business ethics and provide structured insights into site-level risks and management practices. Customer expectations often drive participation in these assessments, with many requiring Bunge (and legacy Viterra) to complete SMETA Self-Assessment Questionnaires or undergo audits at designated facilities.

Bunge's Global Sedex Program aims to standardize procedures, tools and training to support site performance and worker well-being. By centralizing the management of our Sedex accounts, we gain a companywide perspective on social and ethical performance, which helps streamline operations and manage risk.

Supply Chain Management

Throughout our global operations, Bunge takes a proactive and risk-based approach to engaging with our suppliers and monitoring potential gaps in human rights governance.

Our Supplier Code of Conduct was developed to safeguard that we are doing business with suppliers that share Bunge's core values. This key aspect of our supplier governance articulates our commitment to ethical and sustainable practices throughout our supply chain, and sets clear expectations for suppliers regarding human rights, labor standards, environmental protection and business integrity.

In 2025, we continued our SMETA detailed assessments to cover 20 facilities across seven countries globally, totalling 74 audits in the past four years. The insights gained from these assessments guide our continuous improvement efforts.

KEY FOCUS AREAS OF THE BUNGE SUPPLIER CODE OF CONDUCT	
Human Rights & Labor Conditions	Human Rights · Forced Labor · Child Labor · Freedom of Expression & Association · Health & Safety · Non-Discrimination & Harassment · Fair Wages & Working Hours · Water & Sanitation
Environmental & land-use	Environmental Impact · Sustainability · No Deforestation, No Peat, No Exploitation (NDPE) · Traceability & Transparency · Land Rights · Commodity Suppliers
Ethics & Compliance	Trade, Sanctions & Export Controls · Bribery, Corruption, Extortion · Conflict of Interest · Confidentiality & Data Privacy · Quality & Safety of Products, Goods & Services · Security Forces
Governance	Monitoring & Record keeping · Audits & Assessments · Reporting Concerns/Grievances · Compliance

Grievance Mechanisms

Access to grievance mechanisms is a key element of our commitment to responsible business conduct. Our grievance framework enables employees, suppliers, stakeholders and the public to confidentially raise concerns about Bunge's activities, including allegations of deforestation, ethics violations, human rights abuses, exploitation and environmental issues. We maintain a strict anti-retaliation policy and commit to investigating all good-faith reports and implementing appropriate remedies. For more information about our processes, see our Grievance Process Flow.

We also maintain dedicated commodity-specific procedures for palm oil and South American grains and oilseeds, as outlined in the soy and palm sections below. Our global Ethics and Compliance Helpline, operated by an independent, third-party provider, is available 24/7 in multiple languages.

Stakeholder Engagement on Human Rights

Bunge values the inputs of our partners and stakeholders, and we collaborate with them to responsibly advance human rights and labor conditions around the world. This includes consistent dialogue and participation in key forums.

Bunge actively engages in cross-company and multistakeholder initiatives to address systemic human rights challenges. We participate in forums such as the United Nations Global Compact (UNGC) and contribute to the Business for Social Responsibility (BSR) Human Rights Working Group, where Bunge team members have presented our human rights strategies and progress. We also participated in the United Nations Annual Forum on Business and Human Rights in Geneva, demonstrating our commitment at an international level. Regionally, we lead the ABIOVE (Associação Brasileira das Indústrias de Óleos Vegetais) Human Rights Committee in Brazil and contribute to discussions within industry federations like FEDIOL in Europe or MVO (The Netherlands Oils and Fats Industry).



Supply Chain Investments

At Bunge, we recognize that by investing in programs that improve farmer livelihoods, protect biodiversity and promote responsible land-use practices, our work can positively impact communities and strengthen value chains.

ADDRESSING CHILD LABOR RISKS THROUGH INDUSTRY COLLABORATION

Bunge participates in an industry initiatives to address child labor risks in the shea kernel supply chain. Cofinanced by the Netherlands Enterprise Agency (RVO), the project brings together industry peers and West African NGOs in collaborative action. Since 2021, the consortium — working with MVO (The Netherlands Oils and Fats Industry) — conducted a comprehensive child labor risk assessment. The project is now in its second phase, focusing on identifying and addressing root causes of child labor, with completion planned during 2026.

ON THE RIGHT TRACK PROGRAM

A key social responsibility effort in Brazil is our support for the **Programa Na Mão Certa** (On the Right Track Program), an initiative led by Childhood Brasil, a nonprofit Civil Society Organization of Public Interest (OSCIP). Since its launch in 2006, the program has built a broad multistakeholder alliance focused on addressing sexual violence against children and adolescents across the country. Its strategy involves raising awareness and mobilizing individuals, companies, governments and civil society to form a Protection Circle aimed at preventing and addressing these risks.

Bunge is a signatory to the Corporate Pact to End Sexual Violence Against Children and Adolescents and a Platinum Supporter of the Programa Na Mão Certa. We contribute by training protection agents within our operations and supporting employee-led awareness campaigns. Our employee volunteers engage with truck drivers, employees and other stakeholders, guiding them on how to recognize and report situations of abuse involving children and adolescents.

In 2025, mobilization campaigns such as Faça Bonito and activities during National Truck Drivers' Day reached around 900 drivers and employees. Our partnership with the program was also recognized in 2025, reinforcing our commitment to protecting children and adolescents in Brazil.

Shea Investments

At Bunge, we recognize that empowering the communities at the source of our shea supply chain is fundamental to building a resilient and sustainable business.

For more information on the Shea Program, visit our website.

Shea butter comes from the shea nut and is a naturally grown crop in the West African savannah parklands.

There are no organized shea plantations. Shea nuts are hand collected from naturally growing trees, and careful harvesting, handling and drying are essential to preserving quality and protecting the long-term health of shea landscapes. More fondly known as the "tree of life," the shea tree has a profound impact on many lives, not only through its use but also through how it is produced and sourced. Shea butter is well known for its nourishing properties and is therefore widely used as an ingredient in food and personal care products worldwide.

KEY FACTS ON SUSTAINABLE SHEA

Womens empowerment
175,000



Progress toward our goal of creating positive impact for 400,000 shea collectors and their families by 2030

Conserving and protecting the shea landscape

Tools Distributed
26,000 tools
including energy efficient stoves, rollers and others

Traceability
100%
to the district level

Investing in Livelihoods Through Where Life Grows

Bunge's shea sustainability program, Where Life Grows, focuses on investing in the well-being of women shea collectors and their families across West Africa. The program aims to improve livelihoods through various initiatives including training, access to resources and community development projects. The program provides training, tools and income diversification opportunities while also conserving the shea landscape. Bunge's 2030 goals include supporting 400,000 women and their families and planting at least 100,000 trees, a milestone that has already been exceeded through Bunge's collaboration under the Ghana Shea Landscape Emission Reductions Project (GSLERP). Further progress includes:

- 197,000 women positively impacted
- 275,000 trees planted
- 26,000 tools distributed, including energy-efficient stoves, shea rollers and other supportive equipment
- Achieved traceability to district level

Since 2021, Bunge has established 10 women-led shea cooperatives in Ghana through the Where Life Grows program, including two new cooperatives launched in 2025. In partnership with Agriterra and the German Agency for International Cooperation (GIZ), Bunge formalized a three-year commitment in 2024 to strengthen these initiatives.

The program creates direct business relationships between Bunge and independent women cooperatives, providing additional business training, market access and financial services. This enables women producers to generate reliable year-round income while building sustainable livelihoods in Ghana's shea supply chain.

Strengthening Climate Resilience and Women Empowerment in Burkina Faso

Since 2024, Bunge has worked with partners, including the Global Shea Alliance and African Development Bank, to support climate resilience in shea-producing communities in Burkina Faso.

In 2025, a tree-planting initiative was implemented in Samadeni and Orodara, where more than 200 women planted over 1,500 shea and native trees. The initiative supports landscape restoration while strengthening livelihoods through training in tree planting, conservation and biodiversity protection.

Bunge also convened its second Suppliers Day in Ouagadougou in 2025, bringing together West African suppliers to strengthen responsible practices in the shea supply chain. Discussions focused on quality production, safety, deforestation prevention and human rights. All participating suppliers signed the Bunge Supplier Code of Conduct, reinforcing a shared commitment to ethical and sustainable practices.

Deforestation-Free Supply Chains

Eliminating deforestation from our supply chains is a defining commitment that shapes how we source our agricultural commodities and supports our climate transition plan.

We apply a non-deforestation approach across direct and indirect sourcing, with a focus on commodities and regions where deforestation risk is highest. Our commitment is underpinned by our Supplier Code of Conduct and commodity-specific policies for soy and palm oil sourcing, which set clear expectations for suppliers and support consistent due diligence, traceability, monitoring and corrective action across our supply chains.

With these mechanisms, we support our customers in meeting evolving regulatory and market expectations for deforestation-free commodities. The sections that follow explain how this approach is applied in practice across key commodities including soy and palm oil.

OUR NON-DEFORESTATION COMMITMENT

- Achieve deforestation-free supply chains in priority regions in 2025
- Apply our commitment to direct and indirect sourcing
- Focus efforts on regions where deforestation is a higher risk
- Reach 100% traceability[1] and monitoring to farm (soy) or plantation (palm oil)
- Encourage the purchase of certified products
- Engage the supply chain to scale up ambition and promote strong standards
- Acknowledge our responsibility to operate with high ethical standards and integrity, and expect our suppliers and business partners to uphold similar principles aligned with our Supplier Code of Conduct

2025 DEFORESTATION-FREE SUPPLY CHAIN PROGRESS

Soy

Traceability to farm in priority regions[1], direct sourcing	100%
Traceability to farm in priority regions[1], indirect sourcing	100%

Palm

Traceability to mill	97%
Traceability to plantation	96%
Suppliers with NDPE commitments	96%

[1] In the case of soy, traceability to farm involves monitoring of high-priority regions in South America where deforestation is a higher risk in the Brazilian states of Maranhão, Tocantins, Piauí, Bahia and Mato Grosso (MATOPIBA+MT), Argentinian states of Chaco, Salta, Tucumán, Santiago del Estero and Jujuy, and Paraguayan districts of Concepción, Cecilio Baez, Buena Vista, Moises Bertoni, Higinio Morinigo, Yuty, 3 de Mayo, Gral. Artigas, Bella Vista, Filadelfia. For palm, we monitor traceability to plantation globally.

Soy

Soy is a highly versatile crop with applications across food, feed and renewable fuel markets, supporting livelihoods and communities around the world. Its broad range of uses has driven growth in soy production globally. In certain regions, this expansion has occurred in areas of ecological sensitivity, where land-use change can result in biodiversity loss and increased greenhouse gas emissions.

To address these risks, Bunge has invested substantially in building traceable, sustainable soy value chains, with particular focus on high-risk biomes including the Brazil's Cerrado, and the Chaco region spanning Argentina and Paraguay. **In 2025, we achieved 100% traceability and monitoring for direct and indirect soy sourcing across these priority biomes.**

As part of our long-standing non-deforestation commitment, established in 2015 with the objective of achieving deforestation and native vegetation conversion-free value chains from 2025 onward, Bunge has developed a series of tools and protocols to build a comprehensive supplier verification system. Together, these efforts support the connection of sustainably sourced products with markets where demand for them is growing.

In addition to deforestation-free sourcing, Bunge supports landscape restoration and nature positive initiatives in priority soy regions. Further information on reforestation and biodiversity programs is provided in the Biodiversity section of this report.

Our Approach to Soy Sourcing

Bunge's integrated approach to soy sourcing combines traceability, monitoring, supplier engagement and due diligence to identify and address deforestation and social risks across the value chain. We have established traceability protocols for soy and continue to strengthen these processes to support positive environmental and social outcomes. Bunge follows the disclosure methodology of the Soft Commodities Forum and, starting in the next reporting cycle, will shift to referencing major regions rather than the priority regions previously defined for our 2025 goal.

Farm-level traceability and monitoring are prioritized in high-risk regions, supported by 30 meter resolution satellite monitoring and geospatial analysis. This helps us assess land-use change, understand potential impacts and support compliance with evolving regulatory requirements, including the European Union Deforestation Regulation (EUDR).

These systems are complemented by direct engagement at the farm and indirect local supplier levels. In regions where farm-level data is available, we collect geolocation information to define farm boundaries and support ongoing monitoring. In Brazil, farm data is provided through the CAR governmental system, enabling traceability at the farm-level. We encourage resellers to apply equivalent traceability and monitoring approaches through our Sustainable Partnership Program. We also apply a risk-based methodology developed in collaboration with industry peers to assess sourcing areas where deforestation risk is considered low.

PRIORITY BIOMES IN SOUTH AMERICA

The Cerrado and Chaco biomes are priority regions for the implementation of Bunge's non-deforestation commitment, reflecting differing deforestation risk profiles across South America. In the Amazon biome, deforestation risks have historically been addressed through sector-wide initiatives, most notably the Amazon Soy Moratorium.

Bunge participated in the Amazon Soy Moratorium from its inception in 2008 through December 31, 2025 and consistently upheld its requirements as part of our broader approach to deforestation-free soy sourcing. Throughout this period, our purchases within the Amazon biome, audited by an independent third party, were deforestation free. Going forward, we will include the Amazon as a priority area.

KEY ELEMENTS OF OUR SOY-SOURCING APPROACH INCLUDE:

- Implementing our non-deforestation commitment to the conversion of native vegetation in relevant geographies
- Applying a cutoff date of December 31, 2024, for deforestation and conversion of natural vegetation, where applicable
- Achieving 100% farm-level traceability and monitoring in priority regions, and advancing in other regions
- Engaging directly with farmers to promote sustainable agriculture practices and responsible land-use
- Providing innovative tools, technical assistance and incentives that support sustainable expansion on existing agricultural land
- Supporting third-party resellers and cooperatives through knowledge sharing and access to traceability and monitoring tools
- Recognizing and supporting farmer conservation efforts and sustainable practices
- Respecting human rights and Indigenous community rights, including free, prior and informed consent for land purchases and land-use

SOY DASHBOARD

108,000
Farms mapped and monitored[1]

3,700
Municipalities mapped and monitored

57,000,000
Hectares mapped and monitored[1]

16,700,000
Hectares of native vegetation preserved

Farm Traceability and Monitoring

100%
Total sourcing: direct and indirect
(Priority regions[1])

100%
Direct sourcing total Paraguay

100%
Direct sourcing total Cerrado

Deforestation and Conversion Free (DCF) Volumes[2]

	Brazil	Priority Regions of South America
DCF	98.2%	96.9%
Not DCF but traceable to farm	1.8%	3.1%
Not traceable to farm	0.0%	0.0%

Our Progress

In 2025, Bunge achieved a major milestone by reaching 100% traceability and monitoring for direct and indirect soy sourcing in priority regions of South America. This represents our first integrated view of progress toward deforestation-free soy sourcing following Bunge's combination with Viterra.

Using satellite monitoring and geospatial tools, Bunge monitored more than 108,000 farms, covering approximately 57 million hectares across Brazil, Argentina and Paraguay. These efforts support the identification and management of deforestation and land-use change risks across our priority soy-sourcing regions.

Brazil and Paraguay maintained full traceability for direct and indirect sourcing in priority regions in 2025, while Argentina[3] reached the same milestone in 2025, completing traceability coverage across Bunge's priority soy-sourcing regions in South America.

These outcomes are supported by ongoing farmer engagement, capacity-building initiatives and the expanded use of certified deforestation-free soy solutions, as described on Pages 45 and 54.

Looking ahead, with the completion of our traceability milestone, our focus from 2026 onward will shift to DCF metrics. Monitoring of additional global sourcing areas has been completed as part of EUDR preparation and will continue as an ongoing activity. To date, no deforestation-related sourcing risks have been identified.

TRACEABILITY MILESTONE: ARGENTINA

In 2025, **Argentina[3] reached 100% traceability for both direct and indirect soy sourcing,** completing Bunge's traceability coverage across priority sourcing regions in South America.

This milestone was achieved by engaging with resellers and cooperatives that operate in the region. Following our approach toward indirect suppliers, Bunge implemented targeted adaptations to the Sustainable Partnership Program, enabling its effective deployment in Argentina.

[1] Priority regions where deforestation is a higher risk in the Brazilian states of Maranhão, Tocantins, Piauí, Bahia and Mato Grosso (MATOPIBA+MT), Argentinian states of Chaco, Salta, Tucumán, Santiago del Estero and Jujuy, and Paraguayan districts of Concepción, Cecilio Baez, Buena Vista, Moises Bertoni, Higinio Morinigo, Yuty, 3 de Mayo, Gral. Artigas, Bella Vista, Filadelfia. [2] Deforestation- and conversion-free volume purchased from sourcing farms in Brazil and priority regions of South America, considering no soy cropping over land-use change from the reference date of December 2020. [3] Argentina data for 2025 reflects legacy Bunge operations only (not legacy Viterra operations). The local integration of Bunge Argentina and Viterra Argentina was completed in early February 2026, following completion of regulatory and corporate procedures. Reporting for Argentina will be fully consolidated from the 2026 reporting year onward.

Strengthening the Indirect Supply Chain

Indirect sourcing presents one of the greatest challenges for deforestation-free soy supply chains. To address this, Bunge launched the **Sustainable Partnership Program** in 2021. The program supports resellers and cooperatives by sharing knowledge, methodologies and geospatial tools to strengthen socio-environmental governance, traceability and supplier monitoring across the indirect supply chain. With this support, resellers and cooperatives are better able to structure and operate their own verification and monitoring systems. As of 2025, approximately 140 resellers participated in the program across Brazil, Argentina and Paraguay.

With the maturity and demonstrated effectiveness of the Sustainable Partnership Program, Bunge has made this approach available to the broader industry. We continue to collaborate with peers and partners through this program and other initiatives to help advance sustainability standards and responsible-sourcing practices at scale.

Certifications Supporting Responsible Sourcing

Certification plays an important role in supporting deforestation-free soy sourcing and in engaging producers and customers across our value chains. By offering a portfolio of certified deforestation-free soy products, Bunge helps meet market demand while providing farmers with incentives to adopt and maintain responsible practices.

Bunge also continues to supply soy certified under internationally recognized sustainability schemes, including ISCC, 2BSvs, ProTerra, and RTRS, supporting compliance with food, feed and fuel markets in Europe and beyond. In addition, PRO S, Bunge's proprietary certification standard, aligns with the FEFAC Soy Sourcing Guidelines and includes comprehensive criteria covering non-deforestation, and human rights requirements. Over 60% of soybean meal sold in Europe in 2025 was supplied as certified under these standards. In 2025, PRO-S was approved by the Aquaculture Stewardship Council (ASC), expanding market access and strengthening the standard's governance.

These certification schemes are complemented by advanced traceability and verification tools. Through AceTrack, Bunge can offer customers traceability to farm-level, supported by satellite monitoring and environmental registry data, alongside options for verifiable sourcing criteria and social and environmental assurances. Bunge continues to invest in and scale blockchain enabled traceability solutions, expanding partnerships that deliver end to end, verifiable traceability of deforestation-free soy from farm origin through processing and final delivery.

These certification efforts complement our broader approach to deforestation-free sourcing and regenerative agriculture. For more information on Bunge's regenerative agriculture programs and crop-diversification initiatives, see Page 36, and visit the Certifications and Limited Assurance section on our website for further details on certification options.



BUNGE | Parceria Sustentável

BUNGE'S APPROACH FOR INDIRECT SUPPLIERS

Legislation and sectoral commitments	Traceability to origin of the grains
Satellite monitoring	Incentives

ACE TRACK
ProTerra FOUNDATION
PRO·S ASSURING SUSTAINABLE SOURCING
ROUND TABLE ON RESPONSIBLE SOY

NUMBER OF FARMS BLOCKED BY SOCIO-ENVIRONMENTAL CRITERIA IN BRAZIL

2,350 Areas under Legal Embargo	**1,527** Pará Green Grains Protocol
1,009 Bunge Sourcing Standards	**613** Deforestation Control in the Amazon
48 Modern Slave Labor Legislation	**3** Blocked Indigenous Lands
5,550 Total Farms Blocked[1]	

Supplier Due Diligence

Soy sourcing is supported by socio-environmental due diligence and monitoring processes designed to assess environmental, legal and human rights risks. Our specialized technical teams use geospatial tools and risk-based screening against more than 40 socio-environmental criteria to support compliance with applicable legislation and Bunge's sourcing policies.

Through supplier validation, ongoing engagement and transparent reporting channels, we work to identify and address risks, support continuous improvement and uphold our responsible-sourcing standards.

Supplier due diligence is supported by transparent grievance mechanisms that enable stakeholders to raise concerns related to deforestation, ethics or human rights. Credible allegations linked to soy sourcing in South America are investigated and addressed through established procedures, including our Grievance Procedure, with escalation where required.

More information regarding our approach to grievance management can be found in the Human Rights and Supply Chain Management section of this report.

Partnerships and Industry Networks

Advancing deforestation-free soy supply chains requires collaboration beyond individual companies. Bunge works with industry associations and multistakeholder initiatives to help develop consistent standards and practical solutions at scale.

In 2025, we participated in collaborative initiatives, including the Agricultural Sector Roadmap to 1.5°C, World Business Council for Sustainable Development, Taskforce on Nature-Related Disclosure, Soft Commodities Forum, Farmers First Clusters, World Economic Forum, First Movers Coalition and Accountability Framework Initiative (AFi), and regional organizations, such as ABIOVE (Brazil), CIARA (Argentina), CAPPRO (Paraguay), FEDIOL (Europe) and FEFAC (Europe).

More information on Bunge's memberships and associations can be found in the Stakeholder Engagement section on Page 19 and in the Tables and Indices section on Page 88.

[1] As of December 31, 2025

Palm

Palm oil is the world's most widely used vegetable oil, comprising approximately a third of global oil crop production. Its high productivity plays an important role in meeting global demand across food, feed and personal care applications. At the same time, palm oil production can pose environmental and social risks if not responsibly managed, particularly in forested and peat rich landscapes.

Bunge participates in the palm oil value chain as a processor and trader, working with suppliers and customers to promote responsible production practices. While Bunge does not own plantations, our role in connecting mills, producers and end markets provides us a unique position to strengthen traceability, address sustainability challenges, drive transparency and continuous improvement across the supply chain.

In addition to deforestation-free sourcing, Bunge works with suppliers and partners in priority palm oil regions to support practical, landscape-level initiatives that help protect nature and strengthen the resilience of producing communities.

Our Approach

Bunge applies a deforestation-free approach to palm oil sourcing, guided by our Palm Oil Sourcing Policy and aligned with No Deforestation, No Peat and No Exploitation (NDPE) principles.

This approach forms part of our broader non-deforestation commitment and reflects Bunge's role as a midstream connector with the ability to drive change through procurement decisions and supplier engagement.

KEY ELEMENTS OF OUR PALM OIL SOURCING APPROACH

- Source our palm oil from suppliers with NDPE commitments and an implementation plan to be deforestation-free in 2025, applying the NDPE Implementation Reporting Framework (IRF) methodology and cutoff date of December 2015
- Work toward achieving full traceability to plantation
- Support smallholders to implement sustainable practices
- Increase biodiversity through partnerships and conservation projects
- Collaborate with stakeholders toward elimination of human rights challenges and exploitation

PALM OIL DASHBOARD (full year 2025)

We report progress quarterly on our online dashboard

1,582
Number of palm oil mills

1,536 Indirect

46 Direct

Traceability and Verification

Global

97% Traceability to Mill (TTM)

96% Traceability to Plantation (TTP)

	Palm oil to mill	Palm oil to plantation
North America	100%	99%
Europe	100%	100%
Latin America	99%	96%
Asia, Middle East and Africa	94%	91%

RSPO Certified Volumes

41% Global

80% Europe

58% North America

NDPE

96% Suppliers with NDPE commitments

Verified Deforestation-Free[1]

80.2% Global

96.0% Europe
78.0% North America
94.5% Pasir Gudang

[1] Verified Deforestation-Free (VDF) refers to palm volumes that are categorized as "delivering" under the NDPE IRF v6.0 methodology. IRF v6.0 comes with enhanced traceability requirements. VDF scores in Bunge's 2025 Sustainability Report were based on NDPE IRF v5.8.

Our Progress

Understanding where a product comes from and the conditions in which it was produced is fundamental to responsible sourcing and the foundation of our non-deforestation commitment. This includes establishing full traceability to mill (TTM), knowing which palm oil mill we sourced from, and traceability to plantation (TTP), knowing the origin of fresh fruit bunches including the names and locations of the suppliers.

In 2025, Bunge achieved 97% global TTM and 96% TTP, reflecting continued progress toward our ambition of full supply chain transparency. While transparency levels are high across most markets, full traceability remains more challenging in India, particularly for locally purchased palm fractions. This reflects the structural complexity of the domestic supply chain, where sourcing is more fragmented and suppliers are at an earlier stage in implementing traceability systems.

In 2025, 96% of our palm oil was traceable to plantation.

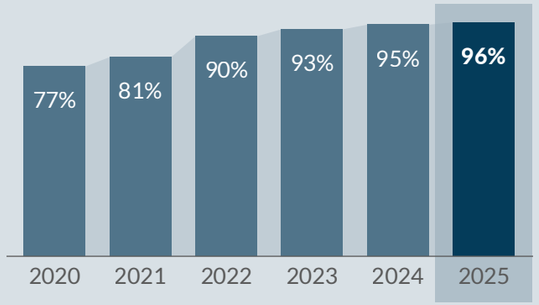

In response, we are prioritizing targeted action in India, including joining the India Sustainable Palm Oil Coalition (I-SPOC) to work with industry and civil society partners to strengthen traceability across the sector. Through this platform, we are leveraging our global experience to support capacity building and promote practical approaches to traceability among local suppliers. Our objective is to help drive more consistent and standardized traceability practices across the Indian palm oil value chain, while demonstrating that the levels of transparency achieved in other markets can be replicated over time. We recognize that this is a long-term effort and are committed to working with partners to deliver sustained, incremental progress.

Traceability and Monitoring

Traceability is complemented by active monitoring to identify potential deforestation and other sourcing policy risks. Bunge works with satellite monitoring partners, including Satelligence, to assess land-use change across sourcing regions associated with our palm oil supply chain. By combining satellite analysis with supply chain information, such as plantation boundaries, mill locations, peatlands and forest reserves, we can detect potential risks and investigate them in a timely manner. Bunge's leadership in applying advanced geospatial technology has been acknowledged by Esri, whose geographic information system (GIS) technology powers our operational efficiency and transparency.

When potential issues are identified, we follow up with suppliers and stakeholders to assess alerts and determine appropriate actions. Through collaboration with suppliers and civil society partners like Earthqualizer, we work to address root causes, support corrective actions and uphold our sourcing requirements.

We will continue to invest in traceability across our palm oil supply chain and work closely with suppliers and customers to improve transparency over time. These efforts, supported by ongoing supplier engagement and capacity building, have contributed to consistent improvements in traceability year over year.

BUNGE RECOGNIZED WITH ESRI SPECIAL ACHIEVEMENT IN GIS (SAG) AWARD

To support consistent monitoring and decision-making across regions, Bunge integrates traceability data, satellite monitoring and supplier information into a single operational workflow. This enables teams to identify potential deforestation risks, investigate alerts and engage suppliers using a shared, data-driven view.

Bunge's application of geospatial technology to support deforestation-free palm oil sourcing was recognized by Esri's Special Achievement in GIS (SAG) Award, which highlights how our teams use geographic information systems (GIS) to monitor sourcing areas, verify risks and act with suppliers when issues arise.

The SAG Award is selected from Esri's global client base of more than 100,000 organizations and recognizes the effective use of GIS to support operations and sustainability. At Bunge, these capabilities underpin supplier assessments, EUDR readiness and non-deforestation reporting, while also strengthening transparency with customers and partners.

For more information on the Special Achievement in GIS Award, visit Esri's website.

"Bunge has done exemplary work applying Esri's Geographic Information System (GIS) technology to advance operational efficiency and transparency within Bunge's palm oil supply chain. By mapping, visualizing and monitoring its global operations, Bunge has demonstrated how geospatial insights can drive measurable progress in sustainability and traceability, facilitate informed decision-making and foster responsible practices across the palm industry."
Nick Short, Director, Industry Solutions for Agriculture at Esri

PIONEERING INNOVATION IN VERIFICATION AND MONITORING

In 2018, Bunge developed the Verified Deforestation-Free (VDF) model, one of the industry's first independently verifiable methodologies for confirming that palm oil volumes are not linked to deforestation. By merging traceability insights, sourcing data and high-resolution geospatial evidence, the model provides transparent and scientifically grounded verification of sustainability performance.

Building on VDF, Bunge has emerged as a sector leader in jointly developing Minimum Smallholder Deforestation (MSD) mapping — a critical technical advancement that extends verification into smallholder-dominated landscapes, where deforestation risk is often most complex to evaluate. Working through the Palm Oil Collaboration Group (POCG) and in partnership with leading satellite monitoring providers, we are helping standardize the MSD methodology across the sector. Bunge directly supports customers and suppliers in implementing MSD mapping in Thailand, enabling precise deforestation assessments aligned with industry standards and reinforcing our position as an innovation leader driving the next frontier of NDPE implementation.

Supplier Due Diligence

We have developed processes to engage and support palm oil suppliers, encouraging high standards of sustainability and ethics and, at a minimum, compliance with our Palm Oil Sourcing Policy.

Four core factors guide how we work with and select our suppliers:

1. Seeking to source from suppliers with robust NDPE commitments and implementation plans.
2. Increasing the TTP for our purchases.
3. Using radar and satellite technology to monitor and assess land-use change and deforestation.
4. Conducting appropriate risk-based due diligence and promptly logging any allegations of deforestation or exploitation that we are aware of in our public grievance tracker.

Our approach across the palm oil value chain includes seeking suppliers' enrollment in our policies, exercising due diligence of suppliers in the onboarding process, following up on grievances and collaborating at the sector and government levels.

Violations of our Human Rights Policy and other sourcing policies are not tolerated. We put this commitment into action with practices including risk-based human rights due diligence, employment verification, training and monitoring of suppliers, and prohibiting abuses, such as child labor and forced labor.

At Bunge, we believe all internal and external stakeholders play important and constructive roles in implementation of the policy. We are committed to an open and transparent approach to addressing grievances, with the involvement of affected stakeholders.

Grievance Procedure

Bunge has established a Grievance Procedure to support timely and transparent responses to concerns raised by internal and external stakeholders related to our palm oil supply chain. Grievances may include allegations related to deforestation, ethical conduct or human rights. Allegations linked to our suppliers are investigated through our due-diligence processes and, where substantiated, are recorded and tracked through Bunge's publicly available grievance tracker and addressed through appropriate remediation or mitigation actions.

Further information on Bunge's grievance management approach is provided in the Human Rights and Supply Chain Management section of this report.

Transforming Landscapes and Smallholder Inclusion Projects

Addressing deforestation and ecosystem degradation in palm-producing regions requires action that extends beyond individual supply chains. Bunge supports landscape-level initiatives that bring together local communities, civil society organizations, industry and government to address shared environmental and social challenges.

In priority sourcing regions, we invest in programs that support the protection and restoration of sensitive ecosystems while strengthening livelihoods and long-term resilience for local communities. This integrated approach is designed to reduce pressure on forests and peatlands, improve land-management practices and support inclusive participation of smallholders and Indigenous communities in responsible supply chains.

TRANSFORMING PEATLAND LANDSCAPES IN MALAYSIA

GEC–Bunge Southeast Pahang Peatland Landscape (SEPPL) Program

Bunge is an active partner in the Global Environment Centre's (GEC) ongoing, multistakeholder efforts to rehabilitate and conserve the Bukit Leelau Mini Landscape within the Southeast Pahang Peatland Landscape (SEPPL) in Malaysia. This collaboration brings together local communities, civil society organizations and authorities to address shared challenges related to peatland degradation and fire risk.

In 2025, Bunge began a new phase of support focused on fire prevention, peatland rehabilitation and community well-being across the western portion of the landscape. Activities included community-based fire patrolling, livelihood and welfare programs for Indigenous communities of the Jakun Tribe, and the application of nature-based solutions to maintain rewetted peat areas and expand rehabilitation efforts. Through sustained collaboration with local partners and authorities, this work contributes to reducing peatland fire risk, protecting sensitive ecosystems and supporting long-term resilience within the landscape.

SUPPORTING SMALLHOLDERS AND SUSTAINABLE PALM PRODUCTION IN INDONESIA

In Indonesia, where independent smallholders account for a significant share of palm oil production, Bunge works with partners to support more sustainable and resilient farming practices. In collaboration with Musim Mas, Bunge has implemented a multiyear initiative in Sambas, West Kalimantan, focused on strengthening smallholder livelihoods and promoting responsible palm oil production.

Using a train-the-trainer model, local extension officers were supported to deliver practical training to more than 1,000 independent smallholders this year. The program covers good agricultural practices, NDPE requirements and basic financial skills, helping farmers improve farm efficiency while aligning with responsible-sourcing expectations. Building on this foundation, the initiative is expanding to support regenerative practices, including community-led composting and soil health improvements.

Alongside these efforts, Bunge and Musim Mas have also expanded support for women smallholders, with a focus on health, nutrition and future income-generation opportunities. Together, these activities contribute to more inclusive, sustainable and resilient palm-growing communities.

ADVANCING ETHICAL RECRUITMENT FOR MIGRANT WORKERS

Ethical recruitment plays an important role in how Bunge manages human rights risks in palm oil supply chains, where migrant labor can be a significant part of the workforce. In 2025, Bunge worked with its joint venture partner, IOI Corporation Berhad (IOI), to support ethical recruitment practices through a collaborative preemployment orientation (PEO) initiative in Lombok, Indonesia, delivered in partnership with the International Organization for Migration (IOM) alongside participation of local civil society organizations.

The initiative uses a train-the-trainer model to equip local organizations with the knowledge and tools needed to inform prospective migrant workers about safe and responsible overseas employment. Training covered migrant worker rights, host-country regulations, ethical recruitment processes aligned with the Employer Pays Principle, mental preparedness and basic financial literacy.

By strengthening local capacity and improving awareness at the migration-origin level, the program helps reduce the risks associated with informal recruitment practices and supports the protection of migrant workers' rights.

This initiative reinforces Bunge's Human Rights Policy and Palm Oil Sourcing Policy, reflects the importance of collaboration across the value chain to address systemic labor risks in palm oil production.

Partnerships and Industry Networks

We work collectively with industry peers, civil societies and government to elevate sustainability standards across the supply chain.

By leveraging our position in the middle of the value chain, we support positive practices among third-party suppliers and the mills from which we source palm oil. Through participation in coalitions and multistakeholder initiatives, we help build the shared momentum needed to elevate sector-wide standards and drive meaningful, systemic progress.

Bunge engages in a range of industry platforms and initiatives, including:

- Palm Oil Collaboration Group (POCG): A coalition of industry leaders working toward common goals to improve sustainability standards across the sector.
- Malaysia Sustainable Palm Oil Impact Alliance: As a founding member of this coalition of 28 stakeholders, we engage with leading global brands as well as local refiners and civil society organizations. Our work through aligned working groups on human rights, biodiversity and smallholder resilience drives efforts to elevate Malaysian palm oil standards to global benchmarks.
- Roundtable on Sustainable Palm Oil (RSPO): A global, nonprofit organization that unites stakeholders from across all the palm oil value chain to develop and implement global standards for sustainable palm oil. Bunge has been a RSPO member since September 2004.
- Agricultural Sector Roadmap to 1.5C: A sector-wide commitment to deforestation-free volumes, with the expectation that all parties will achieve full deforestation-free status, aligned with Bunge's industry-first commitment.
- NDPE Implementation Reporting Framework (IRF): We actively participate in this tool designed to help supply-chain companies understand and track progress on NDPE commitments. The NDPE IRF is the standard method through which companies report their progress toward delivering deforestation- and exploitation-free volumes to customers in the palm oil industry.
- India Sustainable Palm Oil Coalition (I-SPOC): Through I-SPOC, Bunge works alongside many of the largest palm oil buyers, traders, refiners and consumer goods companies in India, together with civil society organizations and other stakeholders, to promote sustainable palm oil production and consumption. The coalition focuses on collective action to build awareness, strengthen value chain capacity, share good practices and knowledge, and support policy recommendations and implementation.

More information on Bunge's memberships and associations, can be found in the Tables and Indices section on Page 88.

"Over the past years, our partnership with Bunge has been shaped by a shared vision and a deep commitment to driving change. Beyond providing biweekly monitoring on deforestation and social risks, our collaboration is grounded in exchanging collective intelligence. Working alongside a wider network of partners, we validate cases, uncover root causes, and drive meaningful, on-the-ground solutions. What has made this partnership truly enduring is our alignment in vision and a shared determination to create real change. This journey has shown us that lasting impact is only possible through trust and collaboration. None of us can standalone, and collective action is how we take the right steps toward a future that is both sustainable and just."
Earthqualizer

Biodiversity

Preserving Biodiversity

Bunge's ability to support a growing global population depends on resilient agricultural production that works in balance with nature. Respect for biodiversity has always been a major part of Bunge's sustainability strategy, as our commitments to deforestation-free supply chains, resource efficiency, regenerative agriculture programs and science-based targets (SBTs) all aim to preserve ecosystems impacted by agriculture.

Our Approach

Our approach to biodiversity focuses on identifying and managing nature-related impacts and dependencies across our operations and supply chains, with priority given to deforestation prevention, ecosystem resilience and transparent, science-based disclosure.

OUR COMMITMENT

Bunge strives to understand its direct interface with nature across geographies and through its supply chains, by avoiding and minimizing negative impacts on biodiversity while evaluating dependencies and nature-related risks and opportunities toward a positive transition on ecosystem services. Bunge supports the efficient use of natural resources to provide the quantity and quality of food, feed and biofuel to meet global needs. The Company seeks to advance sustainable development through the protection of habitats, soil health for agricultural production, water availability and quality, and reducing pollution and contamination.

For more information about our commitment, see our Sustainability Policy.



OUR ACTIONS

Ecosystem Services: Ecosystem services, such as soil quality, water regulation, pollination and climate regulation, underpin agricultural productivity and the long-term resilience of Bunge's supply chains and their surrounding communities. In 2025, Bunge commissioned a comprehensive assessment of ecosystem services across key biomes identified as sensitive through our nature-related risk analysis. Insights from this assessment are being used to inform land-use decisions, supplier engagement and the development of future projects that strengthen ecosystem resilience and support sustainable agricultural production.

Land-use, Nature Protection and Regenerative Practices: Bunge seeks to prevent deforestation globally and the conversion of native vegetation in relevant geographies. In parallel, we support regenerative agricultural practices with suppliers to strengthen soil health, improve resilience to climate-related impacts and contribute to positive biodiversity outcomes, including the recovery of degraded land.

Our non-deforestation and native vegetation conversion commitments have been fully implemented in priority regions for land-use change risk. These same regions have received a significant share of our investments in regenerative practices and recovery of degraded land, reinforcing the link between deforestation prevention and broader biodiversity outcomes.

Biotechnology and Biofuels: Bunge supports the research and adoption of technologies that encourage sustainable agricultural practices. When appropriately applied, biotechnology can help improve productivity while reducing pressure on scarce natural resources.

We also support the development of a global biofuels sector built on the principles of sustainable production and consumption, balancing the needs of food, feed and fuel while contributing to lower emissions energy systems.

Water: Bunge recognizes the importance of water for its operations, cultivation of crops we source, ecosystem and communities. We aim to enable responsible water management across our operations, supply chains and their communities, including in areas of high-water stress. Specific indicators on water management, covering areas of higher-water stress and performance on sensitive biomes for biodiversity protection, can be found in the Table and Indices section.

Management and Disclosure: Bunge has implemented performance indicators based on science and stakeholder engagement, which account for nature-related impacts and dependencies, such as GRI (Global Reporting Initiative), and TNFD (Taskforce on Nature-related Financial Disclosures).

Our Progress

The following highlights show how Bunge's actions and partnerships are delivering measurable outcomes for biodiversity protection across our priority regions and operations.

KEY SUSTAINABILITY INITIATIVES DELIVERING ON BIODIVERSITY PROTECTION

Advancing our non-deforestation commitment

- In 2025, Bunge completed implementation of its non-deforestation commitment in priority regions with high biodiversity value, including the Cerrado biome in Brazil and the tropical rainforests of Southeast Asia (see Page 51).
- In the Cerrado, Bunge achieved full traceability of soy sourcing, covering approximately 32 million hectares through satellite land-use monitoring. As a result, more than 12.8 million hectares of native vegetation — nearly 40% of the monitored area — remain preserved, exceeding the 30% preservation ambition for 2030 set out in the Global Biodiversity Framework (GBF).
- In Malaysia, satellite monitoring covers approximately 4.9 million hectares across sourcing and operational areas, of which 41% remains forested, also contributing positively for biodiversity preservation in the sourcing region and surpassing the goal established by GBF.

Reducing water use and waste impacts

- Bunge works to improve resource efficiency across its operations, strengthening water stewardship and reducing waste disposed to landfill. By the end of 2025, we reduced water-withdrawal intensity by 17.9% and waste-to-landfill intensity by 33.5% compared with a 2016 baseline, surpassing our 2026 targets ahead of schedule (see Page 34).

Scaling regenerative agriculture

- Bunge continues to expand regenerative agriculture, agroecological practices, cover crops and soil monitoring technologies to support farmer livelihoods while aiming to reduce environmental impacts. Since launching these programs in 2023, Bunge has engaged with approximately 490,000 hectares of farmland across the Cerrado and Mata Atlântica regions, tracking indicators such as soil organic matter, land-use change emissions, input-related pollution, crop diversity, ecological integrity and water management, all directly linked to biodiversity outcomes (see Page 36).

Supporting restoration and community partnerships

- Bunge supported reforestation in Brazil through a partnership with the Brazilian National Bank of Social Development, helping protect native vegetation in highly biodiverse areas, supporting Indigenous communities and smallholder farmers through training in assisted pollination and improved land-management practices. The project covers more than 400 hectares. In addition, the installation of more than 1,000 beehives has contributed to an average increase of approximately 13% in soybean yields on participating smallholder farms.

Biodiversity outcomes in sugarcane operations

- Following the July 2025 Bunge-Viterra business combination, Bunge now operates two sugarcane mills and associated sugarcane farming operations located in transition zones between the Cerrado and Mata Atlântica biomes.
- Approximately 45,000 hectares of sugarcane plantations are managed using best agricultural practices, including biological inputs, soil enhancement with quicklime (low carbon) and reduced water use, with 100% Bonsucro certification across planted areas.
- At the Rio Vermelho mill, multiyear biodiversity monitoring shows a 56% average increase in animal species across eight monitoring sites over four years, with up to 135 species recorded at some locations. Plant species diversity has also increased, with all species native to the ecosystem.
- Certification plays an important role in managing sustainability risks in our sugarcane value chain. Bunge's Rio Vermelho mill is Bonsucro certified, the leading global standard for sustainable sugarcane production that validates companies' commitment to social and environmental sustainability.

RESTORING LAND THROUGH NATIVE REFORESTATION

In Brazil, we are working with supplier farmers to restore land through the planting of native vegetation, contributing to ecosystem recovery and lower emissions agricultural systems.

The initiative uses a restoration approach based on native seed planting, drawing on a model developed by the Bunge Foundation. In many cases, restoration is carried out using the muvuca technique — a method that combines a diverse mix of native tree and shrub seeds with short cycle legumes that act as green manure, helping improve soil cover and regeneration.

The project targets environmental benefits while also generating income for traditional communities and family farmers in Goiás and Mato Grosso, where many of the native seeds used in the restoration are collected.

FARMERS FIRST CLUSTERS

Bunge engages in sector-wide initiatives such as the Farmer First Clusters (FFC) in the Cerrado biome, through the Soft Commodities Forum (SCF). FFC is an industry-led initiative that tailors interventions to local realities, providing customized resources intended to halt deforestation and better use of land at scale. As a leading financier and promoter of the initiative, Bunge has helped its implementation, which by the end of 2025, led to the following outcomes:

- Enrolled nearly 260 farms, on which 300,000 hectares are covered with native vegetation and forests.
- Overall, a total of 1.4 million hectares of farmland are implementing best practices in collaboration with industry peers in the Cerrado biome.
- Conservation of more than 46,600 hectares of surplus native vegetation beyond legal requirements, avoiding an estimated 2.7 million tons of CO_2e emissions.
- Contributed to approximately 150 hectares of ecological restoration, with reforestation activities.

For more information on the Soft Commodities Forum and FFC projects, visit the WBCSD annual report.

Advancing Nature-Related Disclosure Through TNFD

Bunge is an active participant in the Taskforce on Nature-related Financial Disclosures (TNFD), a global initiative designed to improve governance and transparency on nature-related risks, impacts and dependencies. As a Taskforce member and early adopter, we have contributed to the development of sector-specific guidance, including the Food and Agriculture Sector Guidance released in June 2024, and the Alternative Fuels Sector Guidance, currently under consultation and expected to be released in 2026.

Aligned with TNFD recommendations, we have enhanced our disclosure of nature-related impacts and dependencies in this report using the Locate, Evaluate, Assess and Prepare (LEAP) framework. This has included undertaking sector-specific analysis of our biodiversity impacts and dependencies using TNFD-recommended tools like ENCORE. We also integrated third-party biodiversity footprint analyses across stand-alone Bunge and stand-alone Viterra operations, providing a consolidated view of our combined geographical footprint and areas of global biodiversity sensitivity. The accompanying charts reflect this integrated view, along with updates to our footprint since last year and improved location accuracy supported by the expanded use of GPS data within our GIS platform.

The TNFD LEAP Framework

This four-step LEAP framework was developed by TNFD to establish an integrated approach for managing nature-related and biodiversity issues. Our TNFD-Related Disclosures for 2025 can be found in our Tables and Indices section and are summarized below. In this update on our combined footprint, including Viterra, we focused on biomes most relevant to Bunge's nature-related impacts and dependencies, particularly in relation to sourcing and operational activities. An independent scientific monitoring partner was engaged to assess biodiversity condition, ecosystem service delivery and sourcing-related dependencies in the Cerrado and Mata Atlântica biomes. The assessment covered 55 municipalities associated with Bunge's operational presence and sourcing footprint, alongside broader biome-level reference conditions.

The results provide science-based insights into biodiversity-related exposure, including how ecosystem service trends intersect with the commodities Bunge sources in these regions. These insights inform subsequent steps in the LEAP framework, supporting prioritization of risks and opportunities and guiding Bunge's response in priority biomes.

THE LEAP APPROACH IMPLEMENTATION PROCESS

STEP 1

L

LOCATE the Company's Interface with Nature across Geographies and Value Chain

We established a scope and mapped Bunge's facilities using GPS data and GIS platform, defining locations where Bunge directly interfaces with nature and biodiversity-sensitive regions as per ArcGIS' StoryMaps Biodiversity Hotspots 2016 map. This included the addition of legacy Viterra's assets and storage and handling assets to our assessment.

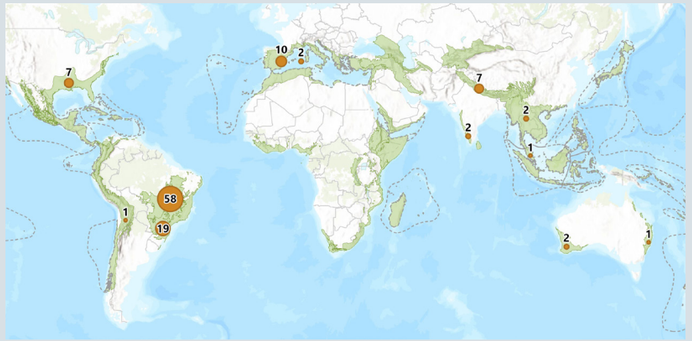

STEP 2

E

EVALUATE the Dependencies and Impacts on Nature

Using updated facility and GPS data for 2025, Bunge conducted an impact and dependency analysis to assess how the combined company footprint interfaces with biodiversity-sensitive regions. Based on 2025 production and storage data across processing facilities and storage and handling assets, the analysis shows that 25% of our global facilities are located in biodiversity-sensitive areas, a decrease from 31% in the previous analysis. These facilities represent 31% of total production capacity, unchanged from last year, and 22% of total storage capacity, down from 29%.

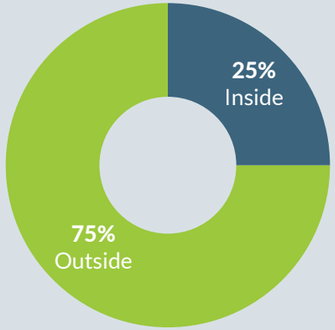

25% of our facilities are in sensitive regions for biodiversity.

STEP 3

A

ASSESS the Nature-related Risks and Opportunities

Then we assessed the nature-related risks and opportunities within the 25% of our facilities and storage located in sensitive regions for biodiversity. The analysis revealed the Cerrado and Atlantic Forest (also known as Mata Atlântica) remain as the key biomes to be addressed, not only because of our footprint but also due to the supply shed in these regions. These two biomes account for 62% of our facilities, 65% of our production capacity and 70% of our storage capacity in these biodiversity-sensitive regions, which have a high degree of endemism and significant habitat loss.

Facilities in biodiversity-sensitive regions, by biomes (in %)

62% in Cerrado and Atlantic Forest

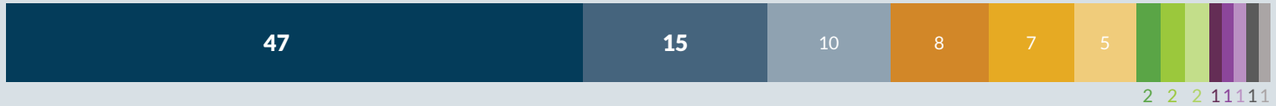

Impact (in %): Production capacitiy in biodiversity-sensitive regions, by biomes.

65% in Cerrado and Atlantic Forest

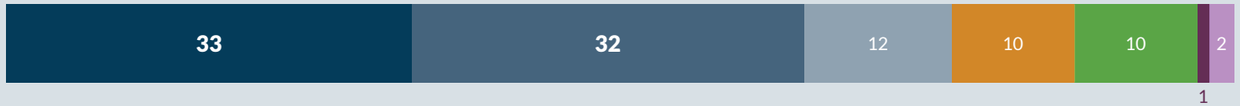

Dependencies (in %): Storage capacity in biodiversity-sensitive regions, by biomes.

70% in Cerrado and Atlantic Forest

Cerrado · Atlantic Forest · Mediterranean Basin · North American Coastal Plain · New Zealand · Himalaya · Indo-Burma · Southwest Australia · Western Ghats and Sri Lanka · California Floristic Province · Forests of East Australia · Sundaland · Tropical Andes · Madrean Pine-Oak Woodlands

STEP 4

P

PREPARE the Response to Nature-related Risks and Opportunities

TNFD guidance focuses on owned and/or controlled operations, in which we have considered facilities we own or toll, as well as their impact on sourcing biomes. As shown in Step 2, 25% of our global facilities, representing 31% of our total production, are in sensitive areas for biodiversity, while 22% of our storage capacity also impacts such regions; and as shown in Step 3, the Cerrado and the Atlantic Forest (or Mata Atlântica) biomes are priorities for us, since they concentrate approximately 65% of our potential impacts and 70% of our dependencies. The slight differences from the last report are due to the additional production and footprint from the Viterra legacy into the analysis, successfully completed for this report.

BIODIVERSITY ASSESSMENT RESULTS: CERRADO AND MATA ATLÂNTICA

The biodiversity assessment found that habitat condition trends within municipalities linked to Bunge's sourcing footprint in the Cerrado and Mata Atlântica are consistent with biome-wide patterns observed since 2001.

Measured using the Species Habitat Index (SHI), average declines reflect differing long-term trajectories across the two biomes, with an estimated ~5–6 point decline in the Cerrado (including a 2.6 point decline since 2015) and a less than 1 point decline in the Mata Atlântica (approximately 0.1 points since 2015).

Cerrado Biodiversity Condition and Trends

In municipalities associated with Bunge's sourcing footprint in the Cerrado, the assessment covered 38 municipalities, representing approximately 12% of the total biome area. These municipalities contain a substantial share of the biome's biodiversity, including more than 80% of recorded species richness (birds, mammals and reptiles) and around two-thirds of International Union for Conservation of Nature (IUCN) listed threatened species present within the Cerrado overall.

Mata Atlântica Biodiversity Condition and Trends

In the Mata Atlântica, the assessment covered 17 municipalities linked to Bunge's footprint, representing approximately 1% of the total biome area. Despite this smaller geographic footprint, these municipalities capture a high proportion of biome-wide species richness and more than half of the threatened species identified at the biome level.

Habitat condition and biodiversity trends within these municipalities are aligned with biome-wide patterns, with overall declines being less pronounced than in the Cerrado, consistent with broader regional trajectories.

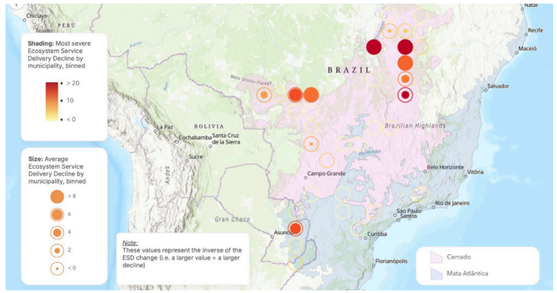

Ecosystem Service Delivery

The assessment evaluated ecosystem services critical to agricultural resilience, including soil retention, water regulation, pollination and biological control. Across the assessment period, changes in ecosystem service delivery varied by service and location; however, overall declines were steeper in the Cerrado than in the Mata Atlântica, consistent with broader land-use pressures in the savanna biome.

Further detail on our biodiversity assessment can be found in the Tables and Indices section.

Sourcing Risk Assessment

Building on the ecosystem service analysis, Bunge conducted a sourcing risk assessment using a dependency-based approach to better understand how changes in biodiversity and ecosystem services may affect agricultural supply chains in the studied regions. The assessment focused on how the condition of ecosystem services derived from biodiversity intersects with the commodities Bunge sources in the Cerrado and Mata Atlântica.

Six primary commodities were within scope: castor bean, cotton, corn, soybeans, sugarcane and wheat. For each crop, the assessment evaluated agronomic dependencies across eight ecosystem service categories, reflecting how reliance on services such as soil regulation, pollination and biological control varies by crop type.

The dependency analysis was completed by overlaying commodity-specific sourcing areas with the status and trends of critical ecosystem services in each sourcing region. This approach supports a more granular understanding of where ecosystem service declines may intersect with sourcing dependencies.

Across commodities and locations, the assessment identified biological control, soil retention, storm mitigation and pollination services as priority ecosystem services for focused attention. These insights help inform Bunge's approach within sourcing regions of the Cerrado and Mata Atlântica, supporting efforts to reduce direct and indirect pressures on nature and to promote nature-positive outcomes, including through engagement in multistakeholder and landscape-level initiatives.

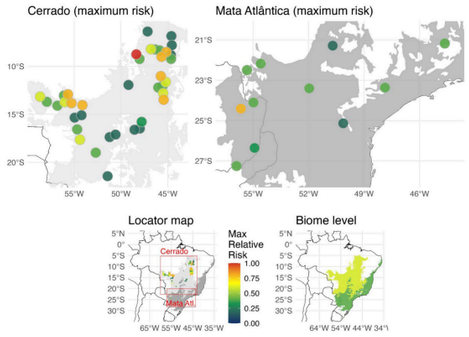

Overall Maximum Sourcing Risk due to declines since 2001 in seven ecosystem services in the Cerrado (top left panel) and Mata Atlântica (top right panel) of Brazil and Paraguay. The biome boundaries are shown as light gray (Cerrado) or dark gray (Mata Atlântica) shading on the map. The final Overall Maximum Sourcing Risk is the maximum Commodity Sourcing Risk across the seven ecosystem services for all one to six commodities sourced by Bunge in the municipality. The color ramp in the bottom center applies to all maps: municipality points (top maps) and municipality and biome polygons (bottom maps).

Our Response

We recognize that in our industry, it is not only where we operate but also where we source commodities that is relevant to preserving biodiversity. For this reason, our assessment considered both production and storage capacities, as well as sourcing geographies, to better understand the impacts, dependencies, risks and opportunities that our supply shed may have on biodiversity.

The results of the assessment provide greater clarity on nature-related challenges beyond global issues, such as water scarcity and land-use change, particularly within biomes where Bunge's footprint and sourcing dependencies are most concentrated. In the Cerrado and Mata Atlântica, which remain priority biomes, Bunge's non-deforestation and native vegetation conversion commitments have been fully implemented, and governance processes are in place to monitor performance over time (see Page 51).

In this report, we also provide broader disclosure of biodiversity-related matters, including climate and science-based targets, water management in our operations, and progress in addressing deforestation and ecosystem loss across our supply shed in South America, Africa and Asia. Together, these elements support a more integrated approach to managing nature-related risks and strengthening long-term resilience.

05 Accountability

68 Our People
72 Social Investments
74 Health and Safety
76 Innovation, Nutrition and Quality, Food and Feed Safety
77 Ethics and Compliance

Our People

Every day, our people bring Bunge's purpose to life — connecting farmers to consumers to deliver essential food, feed and fuel in a safe and sustainable way. Across our global operations, Bunge employees are at the heart of our success, turning complex global challenges into opportunities to create long-term value for our stakeholders.

We recognize that our success depends on the dedication and talents of our employees, and we are committed to fostering a workplace where everyone feels connected, valued and equipped to thrive. By investing in our employees, we strengthen operational excellence, leadership continuity and our ability to meet the evolving expectations of our customers, communities and regulators.

Our purpose and operations extend across hundreds of facilities and tens of thousands of employees. Our workforce brings a wide range of skills, backgrounds and experiences that are critical to supporting a growing world and increasingly complex value chains. In 2025, we welcomed Viterra colleagues from all over the world, deepening our expertise across the sector and strengthening our culture and community.

Our Culture

Our culture reflects who we are and how we work together. It brings together Bunge's mission, values and beliefs.

Our values guide our decisions and actions every day. As a Company serving essential industries, we recognize the responsibility we carry for our operational performance and for the well-being of our employees and the communities around us. We strive to create a work environment that encourages ownership, accountability and collaboration, enabling our teams to perform at their best while acting with integrity and respect.

We are committed to building a culture of belonging where employees can contribute authentically. Our approach focuses on creating inclusive practices, strengthening leadership capabilities and encouraging meaningful connections throughout our global workforce. Our culture is reinforced by our leadership approach, performance management and conversations as we measure not only what we achieve but how we achieve it. This encourages employee engagement as an expected standard across our global human resources and talent practices.

Bunge is a signatory of the UN Women's Empowerment Principles, an initiative sponsored by the United Nations.

We are passionate, bold and driven. Together, we lead the way to deliver results for our customers, each other and the world. **We are Bunge.**

OUR VALUES

We Are One Team
Collaborative, Respectful, Inclusive

We Lead the Way
Agile, Empowered, Innovative

We Do What's Right
Safely, Sustainably, with Integrity

FOSTERING A SUPPORTING WORKPLACE

Bunge Resource Groups (BRGs) are open to all employees and play an important role in supporting workplace connection, cultural learning and community engagement. These voluntary, employee-led networks provide opportunities for collaboration and volunteerism and help Bunge retain top talent and accelerate leadership development. Our BRGs include Women of Bunge, Veterans Network, Proud and Allied, Bunge Global Black Network, Asian Professionals, ENABLE (advancing disability inclusion and caregiver support), Emerging Leaders, Unidos (connecting Hispanic and Latin cultures) and Business Technology Empower Her.

ADVANCING DISABILITY INCLUSION

We continue to advance disability inclusion by strengthening how we understand and support accessibility. Following foundational work in 2025, our efforts expanded to include assessments focused on improving how we track disability representation, reviewing relevant policies and identifying gaps through a comprehensive universal design analysis. This work was extended to new countries following our combination with Viterra, supporting a consistent and inclusive approach across our expanded global footprint.

Engaging Our Global Workforce

We are proud to have a talented global team accelerating sustainable operations and helping our communities thrive. With the ongoing integration of Viterra, Bunge represents a workforce of approximately 34,000 people with presence in more than 50 countries.

Our teams share a drive for excellence. We strive to nurture a team of people who see, create and activate endless possibilities; people who see change as an opportunity to evolve and embrace our purpose while making an impact.

We care about our people. We listen, empower, develop and reward them — recognizing that an engaged, committed workforce enables us to do our best work. Employee engagement is a critical element of our people strategy and is integrated across our approach to attracting top talent, improving retention, boosting productivity and performance, fostering a positive culture and strengthening our reputation as an employer of choice. Our engagement initiatives include:

- Recognition and reward programs
- Development and growth opportunities
- Open and regular communication
- Employee surveys and feedback mechanisms to monitor engagement

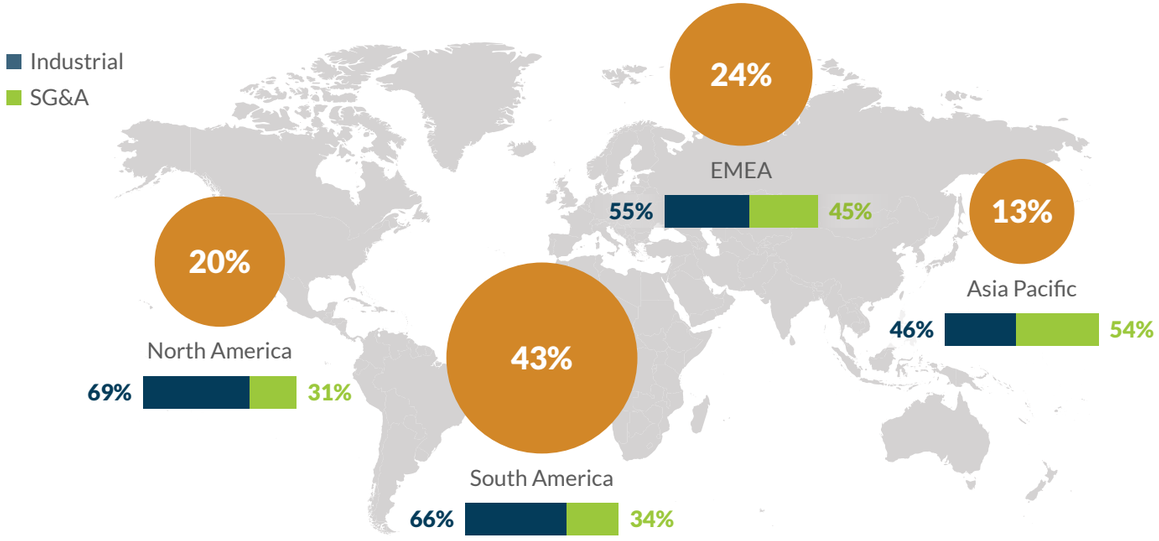

EMPLOYEE VOLUNTEER INITIATIVES

World Food Day

Bunge volunteers worldwide joined forces to celebrate World Food Day. In 2025, collective efforts reached new heights. Together, our teams across 154 locations in 26 countries expanded our global reach, benefiting more than 120 organizations. Whether sorting food donations, preparing meals, supporting local food banks or educating communities on nutrition, our teams put our purpose and values into action — showing what's possible when **We Do What's Right** and work hand in hand to create lasting change.

Since its launch in 2022, Bunge's World Food Day program has supported hundreds of volunteer activities worldwide. These initiatives range from food drives and food bank support to nutrition education and partnerships with local organizations focused on hunger relief. Many initiatives have evolved into enduring partnerships, fostering sustained positive impact in communities where Bunge operates.

Bunge EcoChallenge

Through our Bunge EcoChallenge, employees are encouraged to build sustainable habits at work and home. In 2025:

- More than **700 employees in 30 countries** completed more than **28,000 sustainability actions,** reinforcing our shared commitment to environmental, social and governance priorities.
- In just one month, employees logged **174,000 minutes outdoors**
- and drove **14,000 miles less by car.**

Employee Engagement Survey

Late 2025 marked an important milestone with the completion of our first combined Bunge Employee Engagement Survey since the Viterra combination.

84% engagement

With **84% engagement across our global workforce,** we are encouraged by this strong foundation as we move forward together to further strengthen employee engagement.

Talent Attraction and Development

Attracting and retaining exceptional talent to fulfill our purpose for today and for the future starts with a strong talent pipeline. We partner with universities, communities and professional networks to recruit skilled employees and future leaders.

To learn more, visit our Bunge Careers website.

Trainee Program

Our Bunge trainee program has been developed to create a consistent global experience for early-career professionals. The 18- to 24-month program consists of three phases:

- **Nourish:** Trainees focus on their core function within their home location, performing day-to-day tasks and gaining a deep understanding of their role.
- **Grow:** Rotations to other functions and/or projects, broadening trainees' experiences and exposing them to different areas of the business.
- **Flourish:** Culminates in a final project focused on a real Bunge challenge related to the trainee's area of expertise, allowing them to apply their knowledge and skills in problem-solving.

Each phase includes local and virtual onboarding, online learning, workshops, mentoring and networking opportunities with leaders and cohorts. The program focuses on key talent segments within Commercial, Industrial, Corporate and our Global Business Services, with allocations adjusted based on regional and functional needs.

Learning and Professional Development

Professional development is a priority for Bunge team members. Employees participate in regular performance and development conversations that support feedback, accountability and career growth. These discussions help align individual goals with business priorities and inform development planning.

Employees are encouraged to take part in learning opportunities that prepare them for evolving customer demands, business realities and leadership expectations. Through a combination of virtual learning, in-person training and mentoring, employees build leadership, technical and interpersonal skills that foster individual growth and business outcomes. Bunge's investment in learning strengthens leadership capabilities, reinforces ethical and safety standards, and helps employees build the technical skills required to operate complex global value chains.

Leadership Capability Building

Bunge invests in comprehensive leadership development — equipping teams to navigate industry transformation, make ethical decisions and build an inclusive, high-performing culture. Developing employee skills and leadership capacity enables stronger risk management, operational performance and long-term sustainable value creation for our stakeholders.

Our multifaceted learning approach empowers all leaders to navigate organizational complexities and drive success. Bunge implements the 70:20:10 personal development model, which emphasizes learning through on-the-job experiences (70%), informal or formal interactions with subject matter experts (20%) and formal training courses (10%).

For example, the Leadership Essentials e-learning series helps all leaders understand and address team needs. This series has equipped nearly 4,700 leaders with vital skills. The Individual Development Plan process, owned by each individual in partnership with their manager, further enhances professional growth. This blended approach collectively ensures a highly skilled, agile and resilient leadership team prepared for future challenges. Career growth is supported through location-specific opportunities, as well as our mobility program.

BUILDING WORKFORCE CAPABILITY THROUGH DIGITAL LEARNING

Bunge continues to invest in digital learning to support workforce capability, professional development and responsible business practices across the organization. Informed by employee feedback, we expanded access to high-quality digital learning tools, including premium LinkedIn Learning for employees worldwide.

In 2025, more than 80% of employees activated their account on the platform, representing an increase of over 20 percentage points compared to the prior year.

We complement self-directed learning with structured, enterprisewide programs that reinforce ethical conduct, leadership capability and compliance with core standards. Together, these initiatives are designed to support career mobility, strengthen organizational resilience and ensure employees can continue to grow as our business evolves.

In 2025, our employees recorded the following learning outcomes:

- **19,000+ learning hours** through LinkedIn Learning, an increase of more than 20% compared to 2024.
- **9,000+ Continuing Education Units** credits earned, reflecting completed professional training and enabling over 20% of employees to advance professional credentials.
- **75,000+ compliance trainings** supporting Human Rights, Code of Conduct, Anti-Trust and Harassment Prevention standards.
- **220,000+ educational courses** delivered through Bunge's learning platforms, supporting workforce skills development.

Total Rewards

Bunge's comprehensive Total Rewards package is designed to attract, retain and motivate our employees with precise details varied across locations, roles, responsibilities and functions. Key components of the program include:

Compensation

Our compensation philosophy drives our pay-for-performance culture. Bunge's competitive compensation package is aligned with job responsibilities, experience, skills and performance, while recognizing potential for future contributions. Our performance-linked compensation model supports ongoing development through regular feedback, including quarterly check-ins and an annual performance evaluation. Managers engage with their direct reports by establishing objectives, providing feedback and conducting an annual assessment at the end of the performance period.

The company is committed to accurate and timely payment of salaries and other compensation elements. The remuneration process is communicated to all employees. Bunge also supports employees' retirement savings through a variety of plans based on employee location.

Health and Well-being

Bunge offers a comprehensive range of programs and resources that vary by location. Employees can choose from various health insurance plans designed to meet their individual and family needs.

Bunge also champions a culture of well-being through a variety of wellness programs, such as health-risk assessments, vaccination campaigns and resources to support mental health. Some locations offer on-site fitness centers or subsidized gym memberships, while others provide access to mindfulness or stress-management programs.

Workplace Flexibility

Bunge offers our employees a flexible and supportive work environment. When feasible and aligned with business needs, Bunge provides flexible work options, such as remote work, hybrid schedules and flexible scheduling. The Company also offers a paid time-off program that includes vacation, holidays and sick leave. To support new parents, Bunge offers paid parental leave, in addition to other types of leaves.

Social Investments

Guided by our value of We Do What's Right — acting safely, sustainably and with integrity — we contribute to the communities where we operate. As we deliver essential food, feed and fuel, we aim to create positive social impact by supporting initiatives that strengthen food security, education, livelihoods and community resilience.

Our social investments focus on building partnerships with nonprofit organizations, local institutions and communities. These investments are supported by our Global Contributions Policy.

To learn more on our investments and partnerships, visit our website.

Community Donations

We provide financial support and in-kind contributions to organizations whose missions align with education and food security.

In 2025, Bunge invested $7 million to support communities where we operate:

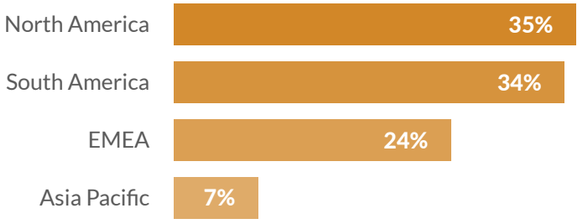

Supporting Communities Through Partnerships

PROVIDING SUPPORT TO RESTORE AGRICULTURAL LAND, UKRAINE

In partnership with the HALO Trust, an international humanitarian organization specializing in landmine clearance, Bunge contributes to the restoration of agricultural land and the strengthening of food security in conflict-affected regions. Since 2023, Bunge's $2.5 million multiyear investment has enabled the clearance of over 387,500 square meters of contaminated land. As of April 2025, more than 80% of cleared land was back in productive use, with farmers reporting an average 24% increase in cultivated land. This directly supports farmer livelihoods and local food production. Beyond these outcomes, the impact is reflected in the lives and communities affected.

INVESTING IN NORTH AMERICAN COMMUNITIES

In the United States, Bunge supports resilient communities through targeted philanthropic investments in agricultural education and hunger relief. Partnerships with Progressive Agriculture, Future Farmers of America and Agriculture Future of America help build skills for the next generation of food and agriculture leaders. These efforts are complemented by support for food banks, community organizations, educational institutions and employee-matching gift programs.

In Canada, Bunge's social investments similarly focus on expanding education access and strengthening food security in farming communities. Since 2015, scholarships at post-secondary institutions have supported diverse student pathways. Food-security initiatives include the Farmers Feeding Families partnership, which has delivered over 1 million servings of locally grown lentils while supporting efficient redistribution. Bunge also supports essential services such as STARS Air Ambulance, providing critical emergency care.

EMPOWERING FUTURE GENERATIONS THROUGH READING AND STEM, ARGENTINA

In Argentina, Bunge supports access to quality education through partnerships that strengthen literacy and science, technology, engineering and mathematics (STEM) learning for young students. Working with **Fundación Leer,** Bunge helped enable the **Leer te ayuda** (Reading Helps You) and **Alpha Mission** programs, which provide innovative educational resources to improve reading fluency, comprehension, critical thinking, and foundational science and technology skills.

Through this collaboration, learning materials and teacher support were delivered to 19 elementary schools across seven provinces—Buenos Aires, Chaco, Córdoba, Salta, Santa Fe, Santiago del Estero and Tucumán—reaching more than 2,300 students and more than 100 teachers. The programs have contributed to improved STEM literacy outcomes, increased student motivation and stronger classroom engagement, while supporting educators with tools to enhance learning experiences.

These efforts reflect Bunge's commitment to strengthening education systems and supporting future generations with the skills they need to learn, grow and thrive.

ADVANCING CIRCULAR ECONOMY PRACTICES AND LIVELIHOODS, GHANA

Through its **Take on Plastic Pollution** initiative in the Nasia community in Ghana, Bunge is reducing plastic waste while supporting local livelihoods and social inclusion. The initiative combines community cleanup activities with training for local youth to reuse and upcycle plastic waste, resulting in practical products such as raincoats for shea-collecting women and farmers, handcrafted bags and new income-generating opportunities in waste collection and upcycling. Additionally, Bunge partnered with Eco Restore to support parkland regeneration through tree planting and community discussions focused on environmental protection. Together, these efforts reflect Bunge's integrated approach to sustainability, delivering environmental benefits while creating lasting opportunities for communities. Learn more about Bunge's Where Life Grows program.

CONDUCTING OUTREACH THROUGH FUNDAÇÃO BUNGE (THE BUNGE FOUNDATION), BRAZIL

Founded in 1955, Fundação Bunge leads Bunge's social investment efforts in Brazil, focusing on environmental conservation, social inclusion and food security. Its initiatives support ecological restoration, regenerative agriculture, workforce inclusion and the strengthening of local economies, with a commitment to diversity and human rights.

Semêa: Environmental Conservation and Regenerative Agriculture

Launched in 2022, the Semêa initiative supports rural producers, family farmers and traditional communities through environmental conservation, forest restoration and regenerative agriculture. In partnership with government agencies, Semêa strengthens wildfire prevention and response by supporting Indigenous fire brigades with technology, equipment and training across multiple Brazilian states. The initiative also advances forest restoration through multiyear funding for projects on Indigenous lands and promotes regenerative practices by supporting family farmers with access to improved seed technologies.

Education, Workforce Inclusion and Local Economies

Fundação Bunge also supports workforce inclusion and local economic development. Programs such as **De Grão em Pão** (From Grain to Bread) provide vocational training and pathways to employment while initiatives like **Redes** promote job opportunities for young people and people with disabilities. In 2025, these initiatives contributed to more than 450 job openings.

Through the ***Economia da Gente*** program, Bunge strengthens small and medium-sized enterprises by prioritizing local sourcing, supporting thousands of businesses and generating employment and income across multiple regions in Brazil. In 2025, the initiative strengthened local economies by supporting approximately 4,000 small and medium-sized businesses across multiple regions of Brazil.

2025 HIGHLIGHTS:

- Support for Indigenous fire brigades through equipment, technology and training
- Launch of a multiyear, Indigenous land forest restoration program
- Seed donations supporting more than 1,000 family farmers

Emergency Relief and Disaster Response

When natural disasters strike, Bunge supports rebuilding and recovery. In 2025, several communities where Bunge operates experienced devastating weather events, and our employees mobilized support for those affected. Bunge also provided financial contributions to local disaster relief organizations.

Bahía Blanca, Argentina

Severe flooding devastated Bahía Blanca, Argentina, in March 2025, leaving many Bunge employees and their families with significant losses to their homes and possessions. Bunge mobilized employee support and local procurement of essential goods and contributed funding to support employee needs and community reconstruction.

St. Louis, Missouri, United States

Following a tornado in May 2025, Bunge supported recovery efforts in St. Louis through a donation to the City of St. Louis Tornado Response Fund and an employee-led supply drive, with donated items delivered to local relief centers.

Punjab and Himachal Pradesh, India

Flooding in August and September 2025 affected communities near Bunge's Rajpura plant and Mohali office. Working with local authorities, Bunge supported emergency relief efforts, providing essential supplies and safe drinking water to approximately 5,000 families.

Health and Safety

Our Approach

Every employee at Bunge has the right to a safe workplace. Achieving workplaces free from serious injuries and fatalities is essential to how we operate, and achieving this goal requires embedding safety into our decisions, processes and culture.

Our **Stop. Think. Protect.** approach focuses on incident prevention through safety leadership at all levels, front-line engagement, Human and Organizational Performance (HOP), and active recognition and control of Catastrophic and High Potential Exposures (CPEs and HPEs).

The Bunge Production System (BPS) sets the standard for how we operate across our global locations. With safety as a foundational pillar, BPS establishes clear expectations for performance at every site and promotes continuous improvement toward eliminating serious injuries and fatalities.

INTEGRATED HEALTH AND SAFETY SYSTEMS

We have remained focused on strong safety performance throughout our integration with Viterra. Supported by a dedicated safety integration steering committee comprising senior management and safety professionals, we are implementing a structured road map to advance our objective of delivering a consistent, high-standard safety program for everyone at Bunge.

As part of this effort, we are strengthening the systems and processes used to manage and monitor safety performance. In South America, after a successful rollout in other regions, we completed the deployment of Bunge's Environmental, Health, Safety and Quality (EHSQ) information management system. This milestone enables greater global alignment and transparency through standardized reporting and more consistent performance monitoring.

In parallel, we continued to implement established health and safety assurance programs across our global footprint. In 2025, this included Fatality Prevention Audits and Catastrophe Prevention Audits.

While historical safety data and performance metrics were broadly comparable across the two separate companies, there were some differences in datasets and boundaries. Key safety metrics have been harmonized for 2026 reporting, and work is underway to transition toward a fully integrated system for safety data collection and reporting.

EXPANDED RISK CONTROL FRAMEWORK

With the combination of risk-control frameworks operated by Bunge and Viterra, we can accelerate toward our ultimate objective of fatality and serious injury-free workplaces, applying the mutual and separate risk controls from the two organizations. Consequently, we have expanded our Risk Control Framework to include new health and safety risk controls and integrated a heightened approach to preventing potential catastrophic (multiple fatality) events and aligned with our Global Process Safety program.

Global Process Safety Program
Catastrophic Potential Exposures

- Combustible Dust
- Explosive Vapours
- Toxic Atmospheres

Fatality Prevention Program
High Potential Exposures

- Mobile Equipment
- Hoisted Loads
- Work at Height
- Confined Spaces
- Hazardous Energy
- Hazardous Chemicals
- Fire
- Engulfment

Recognizing Global Safety Excellence

Our annual **Global Safety Awards** program has identified and recognized positive and proactive actions taken across Bunge to improve safety performance and culture since 2014. We take pride in awarding employees and facilities around the world for making a difference in safety at work, in our communities and at home. The winners announced in 2025 are:

- Best Large Facility: Rizhao, China
- Best Small Facility: Indianapolis, Indiana, United States
- Most Improved Facility: Channahon, Illinois, United States
- Best Project: Baria Serece, Vietnam
- Best Stop Work: Mikel Hernandez, Bilbao, Spain

2025 Performance

Our focus on proactively identifying potential life-altering or life-ending hazards has continued to enable Bunge to maintain safe workplaces, retaining extremely low rates of actual and potential serious injuries through improved awareness and reporting programs.

We also saw a reduction in the overall rate of workplace injuries for employees and contractors, while noting an increase in the proportion of injuries resulting in time lost.

Bunge remains focused on preventing serious injuries and fatalities through targeted risk management and intervention.

ACTIONS

- Conducted **51 Fatality Prevention Audits** with a cumulative closure rate of **90%** of high-risk corrective actions since program inception.
- Finalized the deployment of our global **Bunge Environmental, Health, Safety and Quality (EHSQ)** information management system in legacy Bunge sites.
- Improved employee engagement with over **190,000 proactive hazards** identified and injury-free near misses reported.
- Strengthened leadership engagement with over **120,000 leadership engagement activities** at shop floor level, observing high-risk work and directly engaging with front-line employees.
- Established an **updated global risk control framework** to combine historical event learnings into an improved suite of risk controls.

RESULTS[1]

0 fatalities[2]

0 life-altering injuries

0.39 lost time injury rate (LTIR)

0.77 total recordable incident rate (TRIR)

0.04 LTI with life-altering/ life-ending potential rate

1 Performance data is consolidated as of July 2, 2025, acknowledging that the reporting boundaries and definitions for some data points vary across the two former separate organizations. Injury rates are normalized per 200,000 hours. A comparison to previous years' results is provided in the Tables and Indices section.
2 Prior to the July 2025 combination, the former Viterra business recorded one fatal contractor vehicle incident at the Timbúes facility in Argentina. Corrective actions were implemented to reduce the risk of recurrence.

Innovation, Nutrition and Quality, Food and Feed Safety

Our Approach

Our commitment to feeding and fueling the world starts with quality, food and feed safety (QFS). Our approach includes risk mitigation, customer-centric problem-solving, regulatory compliance and analytical excellence in support of consistent product quality and safety across our operations and value chains. We prioritize the quality and safety of the products we sell, upholding best practices from origination through logistics, our production process and delivery to end customers.

Bunge's food-production facilities meet the requirements of Global Food Safety Initiative (GFSI) audit schemes, such as FSSC 22000, British Retail Consortium and Safe Quality Food (SQF), demonstrating our commitment to continuously improving our food safety management systems and meeting global requirements[1].

Every part of our value chains shares responsibility in following safe food and feed practices. The strength of Bunge's QFS is reinforced by our team's dedication to making the right decisions, big and small, across our value chains.

Research and Development

Bunge's R&D centers are equipped with benchtop labs, pilot plants, sensory labs and culinary testing kitchens, where we develop new food ingredients and cocreate great-tasting consumer foods with our customers. These innovations span products and services to deliver a wide range of needs, from improving products to meet new consumer demands to reducing the environmental footprint of existing products.

Our global team of food scientists and researchers collaborates with customers to develop tailored solutions for plant-based oils and fats and milled products.

Inspired by our commitment to meeting consumer demands with science to improve diets across every stage of life, we produce quality products that meet or exceed global regulatory and safety requirements. Bunge's facilities offer a range of product certifications to meet diverse customer needs, including kosher, halal, organic and non-GMO. For details on specific product certification, visit our website.

In 2025, across 20 innovation centers, more than 180 Bunge R&D specialists completed hundreds of projects for our customers. This is where we see the creation of new food ingredients for new purposes and applications.

[1] Over 90% of our facilities hold GFLI certification.

QFS 2025 HIGHLIGHTS

Empowering Employees to Protect Quality and Food Safety

In 2025, the Global QFS team hosted Bunge's inaugural QFS Regional Stop Ship Awards, recognizing employees around the world who went above and beyond to protect the quality and safety of Bunge's products. Our Stop Ship program empowers employees to take action if they believe a product's quality or safety may have been compromised. The actions recognized through the awards demonstrated Bunge's commitment to managing risk across the supply chain, including in complex areas such as foreign material control, chemical contaminants, transportation practices and product labeling.

Standardized Programs

As a manufacturer of ingredients used in ready-to-eat foods, Bunge has an important responsibility to ensure its food-grade lecithin meets best-in-class safety standards. In 2025, QFS developed a globally unified standard for the safe processing and handling of lecithin. The objective is to ensure all facilities that manufacture, process, package, handle or store lecithin, including Bunge facilities and external partners such as tollers and co-manufacturers, are aligned in their approach to managing food safety risks. The standard also strengthens auditing practices, enabling consistent identification of gaps and opportunities for improvement through the application of best practices across the global network.

Infant-Grade Ingredients

Our global and regional QFS teams collaborate with Commercial, Research and Development, Operations and other functions on cross-functional initiatives that support Bunge's ability to supply the infant formula market with safe, high-quality fats and oils. These efforts include the development of customized product specifications and blends to meet customer and regulatory requirements.

Ethics and Compliance

We are responsible for recognizing ethical issues and doing the right thing in our business activities. We work to maintain the trust of our customers, shareholders, employees, suppliers and the communities where we operate by holding ourselves accountable to the highest standards of ethics and integrity.

Our ethics and compliance program is overseen by the Audit Committee of the Board of Directors, executed by the Chief Compliance and Ethics Officer (CCEO) and supported by a global team located in key offices. In 2020, we formed an Ethics and Compliance Steering Committee, comprised of key executive team and functional members, to assist the CCEO in driving a consistent ethics and compliance culture across Bunge and to champion compliance initiatives. The CCEO, the global compliance team and the steering committee work to continually monitor, assess and improve Bunge's compliance program by benchmarking and testing against rigorous regulatory standards and best practices. This periodic process can lead to new approaches to trainings, policies, programs, practices and priorities.

Bunge was recognised as the 2025 Governance Intelligence Award winner for Best Governance Team, reflecting strong leadership in governance and accountability.

Code of Conduct

Our Code of Conduct (Code) applies to every member of the Bunge team, including full-time, part-time and temporary employees, the Board of Directors, third parties, contractors, agents and consultants. We conduct educational and awareness campaigns, so the Bunge community understands, applies and complies with the Code.

In 2025, 100% of employees, officers and directors completed mandatory training on our Code. The training covers raising awareness, reporting concerns and treating everyone fairly and equitably. It also encompasses critical business ethics topics, including corruption, anticompetitive practices, fraud, money laundering, best practices for protecting the Company's information and data, as well as human rights issues, such as forced labor and working conditions.

In addition to our publicly available Code, we have internal policies covering several key areas. These include policies on anti-corruption, antitrust/global competition, conflicts of interest, gifts and entertainment, insider trading, harassment/discrimination-free workplace and other ethics-related matters.

We require all employees to sign the Code upon joining the Company and reaffirm their commitment to abiding by and supporting the Code annually.

Refusing Bribery and Corruption

Bunge complies with applicable laws designed to prevent bribery and corruption. Our no-tolerance policy covers corruption in any form, public or private, whether offered, paid, accepted or solicited directly by employees or indirectly through third parties. We seek out those business partners — distributors, suppliers, consultants, agents and other third-party providers — that act in a manner consistent with our Code, Supplier Code of Conduct and other applicable policies. We refuse to do business with third parties that violate our high standards or detract from the values we strive to uphold.

Approximately 5,000 employees, primarily in management, commercial and sales roles, are expected to complete Bunge's antibribery and corruption training each year.

Ethics and Compliance Helpline

Bunge's reputation for integrity is built on the decisions each of us makes everywhere, every day. We encourage our employees and stakeholders to report concerns about any of Bunge's activities or potential violations of our Code to our Ethics and Compliance Helpline or website.

Our **Ethics and Compliance Helpline** is operated by an independent, third-party provider, available 24/7 and in 19 languages.

Reports are kept confidential to the extent possible, consistent with the need for appropriate investigation and resolution. Anonymous notifications will be addressed, if possible, based on the information provided. While individuals are encouraged to identify themselves, anonymous reports are accepted where local law allows.

Bunge has a zero-tolerance policy for retaliation against anyone who reports a concern in good faith, participates in an investigation, refuses to participate in suspected improper or wrongful activity, or exercises workplace rights protected by law.

Both Bunge employees and external third parties should be encouraged to contact the Ethics and Compliance Helpline at any time to discuss or report any of the following issues:

- Theft, fraud or any other form of dishonesty
- Bribery or corruption
- Conflicts of interest
- Harassment, discrimination or bullying
- Accounting or financial irregularities
- Workplace health and safety
- On-the-job drug or alcohol abuse
- Violence or threatening behavior
- Human rights abuses or exploitation
- Environmental concerns or violations
- Actual or suspected violations of the Code, Company policies or procedures, or the law

In 2025, approximately 738 allegations and 80 inquiries were reported to global Ethics and Compliance via the Helpline website, phone calls and our open-door policy. Global Ethics and Compliance receives allegations in a variety of categories including, but not limited to asset misappropriation, ethics/business integrity, workplace concerns, and environmental health and safety. Substantiated allegations may result in disciplinary measures or other corrective action.

The Ethics and Compliance team conducted investigations into a wide range of issues in 2025. Approximately 38% of the investigations were substantiated. Corrective actions included, but were not limited to, coaching, training, termination or other disciplinary action, and policy clarifications.

06 Tables and Indices

80 Data Tables
90 GRI
95 SASB
96 TCFD
97 TNFD
99 Biodiversity
101 CSRD

Data Tables

Energy Consumption (GJ)[1]

	2023	2024	2025
Total Energy Consumption	**78,206,424**	**81,951,273**	**81,439,036**
Direct Energy	**62,721,355**	**64,591,039**	**63,043,108**
Non-Renewable Sources	36,633,293	36,211,800	35,015,000
Renewable Sources	26,088,062	28,379,239	28,028,108
Renewable Sources (%)	41.6%	43.9%	44.5%
Indirect Energy	**15,485,069**	**17,360,234**	**18,395,928**
Energy intensity (GJ/MT production)[2]	0.90	0.90	0.91

	2023	2024	2025
Direct Energy			
Non-Renewable Sources			
Natural gas	34,373,542	34,218,640	32,771,533
Gasoline	5,185	5,193	5,883
Light oil	35	1,290	840
Diesel	191,610	237,654	254,927
Fuel oil/heavy oil	153,491	170,318	76,083
Liquefied petroleum gas (LPG)	115,496	136,683	145,862
Coal	1,793,934	1,442,022	1,759,872
Renewable Sources			
Wood or wood waste	7,597,935	7,905,439	8,117,804
Seed hulls	4,847,414	4,813,568	5,063,688
Bagasse	12,846,915	14,801,041	14,104,802
Other primary solid biomass	795,798	859,191	741,814
Indirect Energy			
Purchased Steam	6,218,340	7,924,429	8,858,580
Zero Carbon Electricity	1,402,644	1,591,854	3,465,015
Non-renewable Electricity	7,864,085	7,843,951	6,072,333

[1] Direct and indirect energy for industrial processing assets which Bunge has operational control. Excludes storage, handling, ports, and sugar farming. Data has been recalculated to account for the impacts of portfolio actions including acquisition or divestment of assets and inventory methodology changes as per Greenhouse Gas Protocol guidance. [2] Indicator includes only legacy Bunge data at this time.

Emissions[1]

	2020	2025
Total Scope 1 and 2 emissions	**3,920,529**	**3,161,488**
Direct (Scope 1) emissions	2,207,520	2,031,512
Indirect (Scope 2) emissions	1,713,009	1,129,976
Emissions intensity (Scope 1 and 2) ($kgCO_2e/MT$)[2]	48.53	39.93
2025 Indirect (Scope 3) Emissions (metric tons CO_2e)[1]		
Total Scope 3 emissions	**305,006,655**	**268,688,636**
SBT Target Categories:		
Category 1: Purchased goods and services	212,521,434	186,983,042
Category 3: Fuel and energy-related activities	1,224,483	1,145,194
Category 4: Upstream logistics	23,649,385	20,471,987
Additional Categories:		
Category 10: Processing of sold goods	34,722,741	31,321,404
Category 12: End of life	4,531,104	3,975,312
Remaining categories	28,357,508	24,791,697

2025 Non-Hazardous Waste (in metric tons)

	2023	2024	2025
Total Non-Hazardous Waste	**627,589**	**660,814**	**571,529**
Non-Hazardous Waste (%)	**99.5%**	**99.2%**	**98.9%**
Recycling, Reuse, Recovery	395,948	422,594	361,767
Other Recovery Operations[3]	81,673	90,856	123,787
Landfill disposal	27,802	31,664	33,889
Other Disposal Operations[4]	14,229	26,509	11,620
Incineration - with energy recovery	107,446	88,561	39,850
Incineration - without energy recovery	491	630	616

2025 Hazardous Waste (in metric tons)

	2022	2023	2024
Total Hazardous Waste	**3,432**	**5,035**	**6,359**
Hazardous Waste (%)	**0.5%**	**0.8%**	**1.1%**
Recycling, Reuse, Recovery	2,777	3,963	5,590
Other Recovery Operations[3]	0	0	76
Hazardous landfill disposal	128	101	398
Other Disposal Operations[4]	483	489	214
Incineration - with energy recovery	44	482	30
Incineration - without energy recovery	0	0	51

[1] Scope 1, 2, and 3 data is representative of the combined company. The 2020 base year has been recalculated to account for the impacts of portfolio actions including acquisition or divestment of assets and inventory methodology changes as per Greenhouse Gas Protocol guidance. [2] Indicator includes only legacy Bunge data at this time. [3] Other Recovery Operations includes any volumes of waste directed to third parties excluding recycling, reuse and incineration with energy recovery. Examples include biogas production, composting and fertilizer uses.4 Other Disposal Operations includes any volumes of waste directed to third parties excluding landfill and recovery operations. Examples include land farming, physical, chemical and other treatments.

Water[1] Withdrawals (in cubic meters)

	2023	2024	2025
Total volume of water withdrawn	**118,721,822**	**117,986,375**	**111,413,848**
Fresh surface water	16,064,119	16,633,416	16,700,012
Ground water	11,742,110	12,293,637	12,023,640
Municipal water	13,490,889	14,000,349	13,715,264
Sea or brackish water	77,424,704	75,058,973	68,974,932
Percentage of water withdrawn only for cooling purposes[2]	72%	70%	69%
Freshwater withdrawn from areas at water risk, including areas of high-water stress[3]	6,430,267	6,307,005	6,042,934

Water Discharges (in cubic meters)

Water Discharges by Destination	2023	2024	2025
Total volume of water discharged	**100,534,533**	**99,996,204**	**99,201,855**
Fresh surface water	15,144,821	15,905,617	16,041,915
Ground water	20,669	38,705	187,593
Wastewater from other sources	0	563,689	0
Discharged to municipal sources	7,388,451	8,416,463	13,997,415
Sea or brackish water	77,980,592	75,071,730	68,974,932
Percentage of cooling water discharged[2]	85%	83%	77%
Water discharged from areas at water risk, including areas of high-water stress[3]	9,689,954	9,988,674	9,117,382

Additional Water Data (in cubic meters)

	2023	2024	2025
Total volume of water consumption[4]	**18,187,289**	**17,990,171**	**12,211,993**
Freshwater consumption in areas at water risk, including areas of high-water stress[3]	4,330,783	3,863,184	3,074,448
Water reused and recycled[5]	Data not recorded for this year	803,583	811,740
Water intensity ratio[6] (m^3 per million $)	201	201	158
Freshwater withdrawal intensity[7] (m^3/mt)	0.43	0.42	0.40

[1] All water data refers to Bunge's industrial processing facilities where Bunge has operational control. Data is predominantly measured, and where not, we assume informed estimates and are in process of closing these gaps. [2] This references water used only for cooling purposes where water withdrawal is equal to water discharge. [3] Total water consumption in areas at risk including areas of high-water stress includes the water consumption at legacy Bunge's industrial processing facilities that were identified as priority locations following our 2016 risk assessment. [4] Water consumption calculated as total water withdrawals minus total water discharge. [5] Water reused and recycled is defined as wastewater that has undergone treatment and may be used in the same process (recycling) or used in a different process within the same facility or another of the organization's facilities (reused). This is tracked since 2024 and includes only legacy Bunge facilities.[6] Water intensity ratio defined as total water consumption in cubic meter per million $ revenue and includes only legacy Bunge facilities: 2025 revenue: $70,329 million, 2024 revenue: $53,108 million, 2023 revenue: $59,540 million. [7] Freshwater withdrawal intensity defined as total freshwater withdrawal per metric ton of production and includes only legacy Bunge facilities.

Health and Safety (values for employees)[1]

	2023	2024	2025
Fatalities	0	0	0
Fatality rate[2]	0	0	0
Serious lost time injuries[3]	1	0	0
Total recordable incident rate[2]	3.43	4.10	3.86
Lost time injury frequency rate[2]	1.07	1.67	1.94

Quality, Food and Feed Safety

	2023	2024	2025
Number of product recalls[4]	1	0	1

[1] Includes Bunge employees and direct supervised contractors. [2] One per 1,000,000 hours worked. [3] Work-related injuries that result in significant lost time from work, prolonged disability or permanent impairment. These injuries often require extensive medical treatment and rehabilitation. [4] Recalls in Bunge have been primarily related to regulatory issues, such as labeling issues. Bunge takes product recalls seriously.

Ethics and Compliance

Ethics	2023	2024	2025
Recorded information security breaches[1]	0	0	0
Confirmed information security breaches[1]	0	0	0
Data breaches[1]	0	0	0
Data breaches including customer information[1]	0	0	0
Percentage of data breaches including personally identifiable information of customer[1]	0%	0%	0%
Helpline cases received	423	537	738
Helpline cases resolved	423	537	738

Our Global Internal Audit team conducts continuous, comprehensive technology and IT audits on control systems, data and processes throughout the year across all our sites. We also conduct a comprehensive assessment and due diligence of the majority of our key and risky trading partners to prevent material breaches of information to ensure the highest level of security for data and information.

[1] All material incidents and breaches are considered.

Our People Data

	External Hire Rate[1]	External Hires
External Hire Rate by Age		
All Ages	**10%**	**3,462**
<20	70%	191
20-29	23%	1,348
30-39	10%	1,086
40-49	6%	565
50-59	4%	213
60+	3%	59
External Hire Rate by Gender		
All Hires	**10%**	**3,462**
Male	11%	903
Female	10%	2,559
External Hire Rate by Region		
All Regions	**10%**	**3,462**
Asia	10%	465
North America	13%	892
South America	10%	1,518
EMEA	7%	587

	Termination Rate[2]	Terminations
Termination Rate by Age		
All Ages	**11%**	**3,792**
<20	9%	25
20-29	16%	924
30-39	12%	1,248
40-49	8%	765
50-59	7%	424
60+	19%	406
Termination Rate by Gender		
All Terminations	**11%**	**3,792**
Male	11%	955
Female	11%	2,837
Termination Rate by Region		
All Regions	**11%**	**3,792**
Asia	12%	545
North America	13%	853
South America	11%	1,610
EMEA	10%	784

	2025 Average HC	%
Employee Headcount by Age		
All Ages	**34,250**	**–**
<20	274	1%
20-29	5,780	17%
30-39	10,761	31%
40-49	9,562	28%
50-59	5,783	17%
60+	2,090	6%
Employee Headcount by Gender		
All Employees	**34,250**	**–**
Female	8,342	24%
Male	25,908	76%
Employee Headcount by Region		
All Regions	**34,250**	**–**
Asia	4,562	13%
North America	6,702	20%
South America	14,751	43%
EMEA	8,235	24%

[1] External hire rate is calculated as the percentage of the number of external hires in the age group divided by 2025 average headcount in the same age group. [2] Termination rate is calculated as the percentage of terminations in the age group divided by 2025 average headcount in the same age group.

Our People Data

Our People Data	2023	2024	2025
Women[1] employed in the Company	25.4%	25.5%	24.4%
Women employed in top executive positions (other than Board of Directors)[2]	18.2%	20.0%	11.1%
Women who serve on the Company's Board of Directors	42.0%	42.0%	42.0%
Disabled employees	3.1%	3.5%	2.8%
Percentage of disabled employees in top executive positions (other than Board of Directors)[2]	0.0%	0.0%	0.0%
Veteran employees (US only)[3]	3.3%	3.6%	2.6%
Veteran in top executive positions[2]	0.0%	0.0%	0.0%
Employees covered by employee representatives	77.0%	78.5%	78.0%
Ratio of the annual total compensation for the highest paid individual, to the median annual total compensation for all employees	206:1	273:1	270:1
Unadjusted pay gap[4]	7.3%	7.6%	11.3%

Additional metrics on our people can be found on our EEO-1 disclosure.

[1] For the purposes of this disclosure, women means persons identified as females. [2] This year we have applied an updated methodology to metrics on top executives to improve accuracy and consistency with our enterprise data standards; therefore, the data is not comparable to the numbers listed in the Bunge 2025 Global Sustainability Report and now specifically refers to the executive leadership team. [3] This methodology has been updated to improve accuracy and consistency with our enterprise data standards and differs from what was used in the Bunge 2025 Global Sustainability Report; therefore, the data is not comparable to the numbers listed. [4] Unadjusted pay gap is calculated as the difference between average comparative-ratio of male employees and of employees identifying as women as a percentage of average comparative-ratio of male employees, globally. The methodology differs from what was used in the Bunge 2025 Global Sustainability Report; therefore, the data is not comparable to the numbers listed.

Training and Development

	2023	2024	2025
Employee satisfaction score	87%	88%	84%
Average training hours per employee on respect in the workplace and culture of belonging	1.9	2.7	1.3
Percentage of employees trained on respect in the workplace and culture of belonging	100%	100%	100%
Average hours of training on topics related to business ethics per employee	3	3	3
Average hours of training provided per male employee on skill upgradation	7.8	13.0	22.0
Average hours of training provided per female employee on skill upgradation	8.5	8.4	7.4
Average hours of training provided per employee on skill upgradation	7.1	11.3	17.8
Average hours of training per Board of Directors	2.4	2.4	2.5
Average hours of training per key managerial personnel (ELT)	7.1	12.0	5.1
Average hours of training per employee other than Board of Directors and ELT	8.0	6.4	4.6
Percentage of workers with adequate health and safety training	100%	100%	100%
Average hours of health and safety training per employee	4.9	15.7	10.8
Number of male internal hires[1]	218	237	222
Number of female internal hires[1]	94	92	89
Percentage of employees who received regular performance and career development reviews	100%	100%	100%
Percentage of employees who received skills-related training	66%	49%	49%

[1] This methodology has been updated to improve accuracy and consistency with our enterprise data standards and differs from what was used in the Bunge 2025 Global Sustainability Report; therefore, the data is not comparable to the numbers listed.

Memberships and Associations

Bunge is a member of several industry associations, voluntary networks and other platforms that advance industry or sustainability interests. Below is a list of associations in 2025 where we had a leadership role, including serving as a Board member or other officer position.

Associations and Memberships 2025		
ABIA - Associação Brasileira das Indústrias de Alimentos	CAPPRO - Cámara Paraguaya de Procesadores de Oleaginosas y Cereales	EBB - European Biodiesel Board
ABIOVE - Associação Brasileira das Indústrias de Óleos Vegetais	CARBIO - Cámara Argentina de Biocombustibles	ECODA - Eastern Canada Oilseed Development Alliance
ABTP - Associação Brasileira de Terminais Portuários	CDB - Coconut Development Board	ELMA - European Lecithin Manufacturers Association
ACGQ - Association des commercants de grains du quebec	Cereals Canada	EOPA - Edible Oil Producers Association
ACSA - American Cotton Shippers Association	CFNA - China Chamber of Commerce of I/E of Foodstuffs, Native Produce and Animal By-products	EUFIC - European Food Information Council
AFOEX - Asociación Nacional de Empresas para el Fomento de las Oleaginosas y su Extracción y refino	Chamber of Marine Commerce	EUVEPRO - European Vegetable Protein Association
Agribusiness Council of Indiana	CIAFA - Cámara de la Industria Argentina de Fertilizantes y Agroquimicos	FEDIOL
American Chamber of Commerce in Ukraine	CIARA - Cámara de la Industria Aceitera y Centro de Exportadores	Fertilizar Asociación Civil
ANACER - Associazione Nazionale Cerealist	CIQyP - Cámara de la Industria Química y Petroquímica	Field to Market
ANEC - Associação Nacional do Exportadores de Cereais	Clean Fuels Alliance America	FIEMG - Sindicato Empresariais da Indústria
APPA - Asociación de Empresas de Energías Renovables	CMA - Canadian Mustard Association	FNCG - Fédération Nationale des Industries des Corps Gras
ARBITRIGO - Associação Brasileira da Indústria do Trigo	CMBTC - Canadian Malting Barley Technical Centre	FOSFA - Federation of Oils, Seeds and Fats Association
ARCPA - Romanian Association of Agricultural Products Traders	CNVOA - China National Vegetable Oil Association	GAFTA - Grain and Feed Trade Association
ASAGIR - Asociación Argentina de Girasol	COCERAL	GETAP - Grupo de Estudos Tributarios Aplicados
ASSITOL - Associazione Italiana dell'Industria Olearia	Commodity Markets Council	GIAV - Grain Industry Association of Victoria
ATP - Associação de Terminais Portuários Privados	COPA - Canadian Oilseed Processors Association	Global Business Alliance
BCMTOA - BC Marine Terminal Operators Association	CPPC - Cámara de Puertos Privados Comerciales	Global Shea Alliance

Associations and Memberships 2025		
GROFOR - German Association of Wholesale Traders in Oils, Fats and Oil Raw Materials	Ohio AgriBusiness Association	TCA - Texas Cotton Association
GTA - Grain Trade Australia	OVID - Verband der ölsaatenverarbeitenden Industrie in Deutschland	The China Conference Board, Inc.
ITERG	PFPZ - Polska Federacja Producentów Żywności Związek Pracodawców	U.S. Canola Association
Koninklijke Vereniging Het Comite van Graanhandelaren	PSPO - Polskie Stowarzyszenie Producentow Oleju	U.S. Soybean Export Council
Lubbock Cotton Exchange	Pulse Canada	U.S. Ukraine Business Council
Missouri Agribusiness Association	SCA - Southern Cotton Association	UZZK - Ulusal Zeytin ve Zeytinyağı Konseyi
MVO - De Ketenorganisatie voor Oliën en Vetten	Sinditrigo - Sindicato das Indústria de Trigo nos Estados do Rio de Janeiro e Espírito Santo	VDB - Verband der Deutschen Biokraftstoffindustrie
NAEGA - North American Export Grain Association	Sindustrigo - Sindicato da Indústria do Trigo no Estado de São Paulo	Verein der Getreidehaendler
National Grower Register	SNI Global	VERNOF - The Association of Dutch Producers of Edible Oils and Fats
NGFA - National Grain and Feed Association	SSI - Sustainable Shipping Initiative	VISEC - Platform for the Sectorial Vision of the Gran Chaco
NOFOTA - Netherlands Oils, Fats and Oilseed Trade Association	SUISSENÉGOCE - Swiss Commodity Trading Association	Waterways Council Inc.
NOPA - National Oilseed Processors Association	SYNACOMEX	Western Grain Elevator Association

GRI Content Index

Statement of use: Bunge Global SA has reported the information cited in this GRI content index for the period January 1 - December 31, 2025 with reference to the GRI Standards.

GRI Standard	Disclosure		Comment or Location	UN SDG
General Disclosure	2-1	Organizational details	Bunge Global SA	
	2-1	Organizational details	St. Louis, Missouri, United States	
	2-1	Organizational details	Locations	
	2-1	Organizational details	A corporation incorporated in Switzerland. The Company is listed on the New York Stock Exchange under the ticker symbol “BG”.	
	2-2	Entities included in the organization’s sustainability reporting	Bunge Annual Report 2025	
	2-3	Reporting period, frequency and contact point	January 1st, 2025 to December 31st 2025	
	2-3	Reporting period, frequency and contact point	Annual	
	2-3	Reporting period, frequency and contact point	sustainability@bunge.com	
	2-4	Restatements of information	The report presents combined datasets for Bunge, following our combination with Viterra. References are made where restatements occurred.	
	2-5	External assurance	Bunge did not seek external assurance for the entire report, but Control Union has performed a limited assurance engagement of key selected 2025 KPIs: Scope 1 and 2 GHG emissions, Palm Oil Traceability to Plantation (TTP), Palm Oil Traceability to Mill (TTM), Palm Oil No Deforestation, No Peat, and No Exploitation (NDPE) scores, and Soy Indirect Traceability in Brazil.The verification statemetns are published on our website.	
	2-6	Activities, value chain and other business relationships	We are Bunge	
	2-6	Activities, value chain and other business relationships	Markets We Serve	
	2-6	Activities, value chain and other business relationships	Bunge Annual Report 2025	

GRI Standard	Disclosure		Comment or Location	UN SDG
General Disclosure	2-6	Activities, value chain and other business relationships	On July 2, 2025 Bunge completed our business comination with Viterra.	
	2-7	Employees	Bunge Annual Report 2025	
	2-9	Governance structure and composition	Page 13 (Sustainability Governance)	
	2-9	Governance structure and composition	Bunge Proxy Statement 2026	
	2-10	Nominating and selection of the highest governance body	Bunge Proxy Statement 2026	
	2-11	Chair of the highest governance body	Bunge Proxy Statement 2026	
	2-12	Role of the highest governance body in overseeing the management of impacts	Page 13 (Sustainability Governance)	SDGs 16 & 17
	2-12	Role of the highest governance body in overseeing the management of impacts	Bunge Proxy Statement 2026	
	2-13	Delegation of responsibility for managing impacts	Page 13 (Sustainability Governance)	SDG 16
	2-14	Role of the highest governance body in sustainability reporting	Page 13 (Sustainability Governance)	
	2-15	Conflicts of interest	Bunge Proxy Statement 2026	
	2-17	Collective knowledge of the highest governance body	Bunge Proxy Statement 2026	
	2-18	Evaluation of the performance of the highest governance body	Bunge Proxy Statement 2026	
	2-21	Annual total compensation ratio	Bunge Proxy Statement 2026, Page 86 (Our People)	
	2-22	Statement on sustainable development strategy	Page 4 (Letter From Our Leadership)	
	2-23	Policy commitments	Bunge has policies in place to reduce or avoid negative impacts on the environment where there are threats of serious or irreversible environmental damage.	
	2-23	Policy commitments	Global Code of Conduct	SDG 16
	2-24	Embedding policy commitments	Page 13 (Sustainability Governance)	
	2-25	Processes to remediate negative impacts	Page 78 (Ethics and Compliance Helpline)	

GRI Standard	Disclosure		Comment or Location	UN SDG
General Disclosure	2-26	Mechanisms for seeking advice and raising concerns	Global Code of Conduct and on Page 77 (Ethics and Compliance)	SDG 16
	2-28	Memberships associations	Page 88 (Memberships and Associations)	
	2-29	Approach to stakeholder engagement	Bunge Proxy Statement 2026	SDGs 16 & 17
	2-29	Approach to stakeholder engagement	Page 17 (Material Topics)	SDGs 16 & 17
	2-29	Approach to stakeholder engagement	Page 18 (Stakeholder Engagement)	SDGs 16 & 17
	2-30	Collective bargaining agreements	Human Rights Policy	SDGs 8
	Material Topics			
	3-1	Process to determine material topics	Page 8 (About This Report) and Page 16 (Materiality Assessment)	
	3-2	List of material topics	Page 8 (About This Report), Page 17 (Material Topics) and Page 20 (Risks and Opportunities)	
	3-3	Management of material topics	Management approaches are described in each section introduction.	
	Biodiversity			
	101-1	Policies to halt and reverse biodiversity loss	Policies and Reports and Page 61 (Biodiversity)	SDG 15
	101-2	Management of biodiversity impacts	Page 61 (Biodiversity) and Page 97 (TNFD)	SDG 15
	101-4	Identification of biodiversity impacts	Page 61 (Biodiversity) and Page 97 (TNFD)	SDG 15
	101-5	Locations with biodiversity impacts	Page 61 (Biodiversity) and Page 97 (TNFD)	SDG 15
	Economic Performance			
	201-1	Direct economic value generated and distributed	Bunge Annual Report 2025, Page 20 (Risks and Opportunities)	
	201-2	Financial implications and other risks and opportunities due to climate change	Bunge Annual Report 2025	
	201-4	Financial assistance received by government	Bunge Annual Report 2025	

GRI Standard	Disclosure		Comment or Location	UN SDG
General Disclosure	**Energy**			
	302-1	Energy consumption within the organization	Page 10 (2025 Sustainability Performance and Highlights), Page 31 (Resource Efficiency) and Page 80	SDG 13
	302-3	Energy intensity	Page 10 (2025 Sustainability Performance and Highlights), Page 31 (Resource Efficiency) and Page 81	SDG 13
	302-4	Reduction of energy consumption	Page 10 (2025 Sustainability Performance and Highlights), Page 31 (Resource Efficiency) and Page 80	SDG 13
	Water			
	303-1	Interactions with water as a shared resource	Page 31 (Resource Efficiency)	SDG 6
	303-2	Management of water discharge-related impacts	Page 31 (Resource Efficiency)	SDG 6
	303-3	Water withdrawal	Page 82 (Water Withdrawals)	SDG 6
	303-4	Water discharge	Page 82 (Water Discharges)	SDG 6
	303-5	Water consumption	Page 82 (Additional Water Data)	SDG 6
	Emissions			
	305-1	Direct (Scope 1) GHG emissions	Page 81 (Emissions)	SDG 13
	305-2	Energy indirect (Scope 2) GHG emissions	Page 81 (Emissions)	SDG 13
	305-3	Other indirect (Scope 3) GHG emissions	Page 81 (Emissions)	SDG 13
	305-4	GHG emissions intensity	Page 81 (Emissions)	SDG 13
	Waste			
	306-1	Waste generation and significant waste-related impacts	Page 31 (Resource Efficiency) and Page 81 (Waste Data Table)	SDG 6
	306-2	Management of significant waste-related impacts	Page 31 (Resource Efficiency) and Page 81 (Waste Data Table)	SDG 6
	306-4	Waste diverted from disposal	Page 31 (Resource Efficiency)	SDG 6

GRI Standard	Disclosure		Comment or Location	UN SDG
General Disclosure	**Employment**			
	401-1	New employee hires and employee turnover	Page 85 (Our People)	SDG 8
	People, Labor, Occupational Health and Safety			
	403-1	OHS management system	Page 74 (Health and Safety)	SDG 8
	403-5	Worker training on OHS	Page 74 (Health and Safety)	SDG 8
	403-9	Work-related injuries	Page 74 (Health and Safety)	SDG 8
	404-1	Average hours of training per employee	Page 85 (Our People)	SDG 8
	404-2	Programs for upgrading employee skills	Page 85 (Our People)	SDG 8
	405-1	Diversity of governance bodies and employees	Page 13 (Sustainability Governance)	
	408-1	Operations and suppliers at risk for incidents of child labor	Page 46 (Human Rights and Supply Chain Management)	SDG 8
	409-1	Operations and suppliers at risk for forced or compulsory labor	Page 46 (Human Rights and Supply Chain Management)	SDG 8
	416-1	Assessment of health and safety impacts of products	Page 76 (Innovation, Nutrition and Quality, Food and Feed Safety)	SDG 8

SASB

Category	ID	Indicator	Comment or Location
Greenhouse Gas Emissions	FB-AG-110a.1	Gross global Scope 1 emissions	Page 81
Greenhouse Gas Emissions	FB-AG-110a.2	Discussion of long- and short-term strategy or plan to manage Scope 1 emissions, emissions reduction targets, and an analysis of performance against those targets	Page 25
Energy Management	FB-AG-130a.1	→ Operational energy consumed, → Percentage grid electricity and → Percentage renewable	Page 80
Water Management	FB-AG-140a.1	→ Total water withdrawn, → Total water consumed; percentage of each in regions with High or Extremely High Baseline Water Stress	Page 82
Water Management	FB-AG-140a.2	Description of water management risks and discussion of strategies and practices to mitigate those risks	Page 34

Workforce Health & Safety	FB-AG-320a.1	→ Total recordable incident rate (TRIR),
		→ Fatality rate, and
		→ Near miss frequency rate (NMFR) for
		  → Direct employees and
		  → Contract employees
			Page 83

Environmental & Social Impacts of Ingredient Supply Chain	FB-AG-430a.1	→ Percentage of agricultural products sourced that are certified to a third-party environmental or social standard → Percentages by standard	Page 48 and Page 51

Environmental & Social Impacts of Ingredient Supply Chain	FB-AG-430a.2	Suppliers' social and environmental responsibility audit
		→ Non-conformance rate and
		→ Associated corrective action rate for
		  → Major non-conformances
		  → Minor non-conformances
			Page 48 and Page 51

Environmental & Social Impacts of Ingredient Supply Chain	FB-AG-430a.3	Discussion of strategy to manage environmental and social risks arising from contract growing and commodity sourcing	Page 48 and Page 51
Ingredient Sourcing	FB-AG-440a.1	Identification of principal crops and description of risks and opportunities presented by climate change	Page 20
Ingredient Sourcing	FB-AG-000.b	Number of processing facilities	Page 7

TCFD

Topic	Location
Governance: Disclose the organization's governance around climate-related risks and opportunities.	
Describe the Board's oversight of climate-related risks and opportunities.	Sustainability Governance
Describe management's role in assessing and managing climate-related risks and opportunities.	Sustainability Governance
Strategy: Disclose the actual and potential impacts of climate-related risks and opportunities on the organization's businesses, strategy and financial planning where such information is material.	
Describe the climate-related risks and opportunities the organization has identified over the short, medium and long term.	Sustainability Risks & Opportunities, Climate Risk Management
Describe the impact of climate-related risks and opportunities on the organization's businesses, strategy and financial planning.	Climate Risk Management, Risks and Opportunities, Decarbonization
Describe the resilience of the organization's strategy, taking into consideration different climate-related scenarios, including a 2°C or lower scenario.	Sustainability Strategy, Climate Risk Management, Strategy, Risks and Opportunities, Decarbonization
Risk Management: Disclose how the organization identifies, assesses and manages climate-related risks.	
Describe the organization's processes for identifying and assessing climate-related risks.	Climate Risk Management
Describe the organization's processes for managing climate-related risks.	Climate Risk Management
Describe how processes for identifying, assessing and managing climate-related risks are integrated into the organization's overall risk management.	Climate Risk Management
Metric and Targets: Disclose the metrics and targets used to assess and manage relevant climate-related risks and opportunities where such information is material.	
Disclose the metrics used by the organization to assess climate-related risks and opportunities in line with its strategy and risk management process.	Environmental Matters, Climate Change, Pay and Performance
Disclose Scope 1, Scope 2 and, if appropriate, Scope 3 greenhouse gas (GHG) emissions and the related risks.	Climate Change
Describe the targets used by the organization to manage climate-related risks and opportunities and performance against targets.	Decarbonization, Resource Efficiency, Deforestation-Free Supply Chains

TNFD

Indicator	2025 Assessment
Total spatial footprint (km^2) (sum of): ➜ Total surface area controlled/managed by the organization, where the organization has control (km^2); ➜ Total disturbed area (km^2); and ➜ Total rehabilitated/restored area (km^2).	The total spatial footprint for the Cerrado and Mata Atlântica biome impact by direct operations is: ➜ 18.2 km^2 ➜ Cerrado: 15.6 km^2 ➜ Mata Atlântica: 2.6 km^2
Extent of land/freshwater/ocean ecosystem use change (km^2) by: ➜ Type of ecosystem; and ➜ Type of business activity. Extent of land/freshwater/ocean ecosystem conserved or restored (km^2), split into: ➜ Voluntary; and ➜ Required by statutes or regulations. Extent of land/freshwater/ocean ecosystem that is sustainably managed (km^2) by: ➜ Type of ecosystem; and ➜ Type of business activity.	Total water withdrawal from processing facilities in Mata Atlântica and Cerrado: ➜ 9,227,418 m^3 ➜ Cerrado: 3,931,538 m^3 ➜ Mata Atlântica: 5,295,880 m^3
Volume of water discharged (m^3), split into: ➜ Total; ➜ Freshwater; and ➜ Other. Including: ➜ Concentrations of key pollutants in the wastewater discharged, by type of pollutant, referring to sector-specific guidance for types of pollutants; and ➜ Temperature of water discharged, where relevant.	Water discharge in Cerrado and Mata Atlântica: ➜ Total freshwater: 586,884 m^3 ➜ Cerrado: 372,423 m^3 ➜ Mata Atlântica: 214,461 m^3 ➜ Total water: 3,158,225 m^3 ➜ Cerrado: 1,011,003 m^3 ➜ Mata Atlântica: 2,147,222 m^3
Weight of hazardous and non-hazardous waste generated by type (metric tons), referring to sector-specific guidance for types of waste. Weight of hazardous and non-hazardous waste (tons) disposed of, split into: ➜ Waste incinerated (with and without energy recovery); ➜ Waste sent to landfill; ➜ Other disposal methods.	Waste to landfill in Cerrado and Mata Atlântica: ➜ 76,869.96 metric tons

Indicator	2025 Assessment
Water withdrawal and consumption from areas of water scarcity.	Water withdrawal from processing facilities in Mata Atlântica and Cerrado in water-stressed sites: ➜ Total: 214,969 m^3 ➜ Cerrado: 60,467 m^3 ➜ Mata Atlântica: 154,502 m^3
Quantity of high-risk natural commodities (metric tons) sourced from land/ocean/freshwater, split into types, including proportion of total natural commodities. Quantity of high-risk natural commodities (metric tons) sourced under a sustainable management plan or certification programme.	For biomes identified as hotspots for biodiversity preservation (Cerrado and Mata Atlântica), Bunge has fully implemented its Non-deforestation Commitment. Company has 100% traceability to farm in direct sourcing in Cerrado and Mata Atlântica biome. For indirect origination, Company has 100% traceability to farm in regions subject to deforestation risk (Cerrado). Mata Atlântica is not considered as subject to deforestation risk any longer. All the Cerrado sourcing is under the Sustainable Management surveillance from Bunge.
Level of ecosystem condition by type of ecosystem and business activity: ➜ Species extinction risk.	The Encore tool analysis showed average biodiversity depletion rate of ecosystem overlapping Bunge's site-specific processing facilities as 3.2 in Cerrado and 3.8 in Mata Atlântica. For Cerrado, footprint in municipality level showed combined species richness (birds, mammals, reptiles) of 1,665 species or 81% of the 2,054 total species in the Cerrado biome. The municipalities contain 91 species considered threatened by IUCN, or 65% of the 139 threatened species found within the biome. Mata Atlântica had a combined species richness (birds, mammals, reptiles) of 1,514 species or 78% of the 1,933 species biome-wide. The municipalities contain 104 species considered threatened by IUCN, or 52% of the 200 threatened species found within the biome. On average, changes in the Species Habitat Index within Bunge's source municipalities followed biome-wide trends since 2001: a ~ 5-6 point decline in the Cerrado, and a < 1 point decline in the Mata Atlântica.
Proportion (%) of production volume from land controlled, managed or sourced from that is determined to be deforestation and conversion-free (DCF), by product.	Verified DCF Brazil (Cerrado + Mata Atlântica) - 98.1% after 2020.
Proportion (%) of supply chain area with native vegetation over sourcing areas from sensitive locations.	40% under native vegetation in the Cerrado biome.
Crop yield, actual and potential yield (kg/km^2), and yield gap, by type of crop.	Bunge only crops sugarcane in portions of transition of Mata Atlântica and Cerrado, covering an area of 52,000 hectares. There are no gaps in production, and yields are market average.
Proportion (%) of cropland controlled, managed and/or sourced from with at least 10% natural vegetation per 1 km^2 cultivated area. Proportion (%) of such land with more than 20% natural vegetation per 1 km^2 cultivated area.	100% of area sourced has over 10% of natural vegetation on farmland. 100% of area sourced has more than 20% of natural vegetation on farmland.

Biodiversity Assessment Results – External Analysis

Indicator	2025 Biodiversity Assessment	TNFD Reference
Geographic Footprint of Assessment ➜ Total municipalities ➜ Total area (km²) ➜ % biome coverage ➜ Sourcing versus processing distinction	Cerrado: 38 municipalities, 239,398 km² (~12%) Mata Atlântica: 17 municipalities, 16,676 km² (~1%) Includes sourcing and processing footprint; some municipalities (e.g. São Paulo, Duque de Caxias) are processing-only	**Locate (L1, L2)** ➜ Interface with nature (locations) ➜ Geographic scope of activities
Species Richness and Biodiversity Value ➜ Total species richness (birds, mammals, reptiles) ➜ % biome representation ➜ IUCN threatened species ➜ % threatened species	Cerrado: 1,665 species (81%), 91 threatened (65%) Mata Atlântica: 1,514 species (78%), 104 threatened (52%)	**Evaluate (E1)** ➜ State of nature ➜ Biodiversity importance
High Biodiversity and Priority Locations ➜ Highest richness municipalities ➜ Highest threatened species ➜ Priority municipalities	Cerrado: Sapezal, Campo Novo do Parecis (904–944 species; 31–39 threatened) Mata Atlântica: São Paulo, Duque de Caxias (~875–894 species; 42 threatened) Priority: Guaraí, Baixa Grande do Ribeiro, Santa Filomena; Curuguaty (Paraguay)	**Locate (L4)** ➜ Sensitive locations ➜ Areas of high biodiversity importance
Habitat Condition Trends (SHI) ➜ Long-term trend ➜ Post-2015 trend ➜ Biome comparison	Cerrado: ~5–6 point decline since 2001 (~2.6 since 2015) Mata Atlântica: <1 point decline (~0.1 since 2015) Aligned with biome-wide trends	**Evaluate (E2, E3)** ➜ Dependencies and impacts on nature ➜ Changes in ecosystem condition
Habitat Loss and Species Pressure ➜ Rapid habitat loss versus IUCN ➜ Biodiversity pressure	The total number of IUCN threatened species in Bunge's aggregated source municipalities in the Mata Atlântica and Cerrado followed biome-wide trends since 2001.	**Evaluate (E4)** ➜ Nature-related risks (emerging pressures)

Indicator	2025 Biodiversity Assessment	TNFD Reference
Ecosystem Service Dependency ➜ Key services assessed ➜ Dependency by crop ➜ Priority services	Global climate regulation services, soil quality regulation and sediment retention services, water purification and flow regulation services, storm mitigation services, pollination services and biological control services Dependencies vary by crop and geography Priority services: biological control, soil retention, pollination	**Evaluate (E2)** ➜ Dependencies on ecosystem services
Sourcing Risk and Exposure ➜ Risk approach ➜ Exposure to decline ➜ Land-use alignment	Dependency-based sourcing risk assessment Overlay of sourcing areas with ecosystem service decline Greater pressure observed in Cerrado aligned with land-use change	**Assess (A1, A2)** ➜ Nature-related risks and opportunities ➜ Exposure to nature change
Sourcing Risk and Exposure ➜ Footprint versus biome trends ➜ Contribution to pressure	Bunge footprint aligns with biome-wide trends Impacts reflect broader regional dynamics rather than concentrated additional pressure	**Prepare (P1)** ➜ Integration into strategy and decision-making

CSRD

ESRS* Material Topics	Location
Environment	
E1 Climate Change	Risks and Opportunities, Decarbonization, Resource Efficiency, Carbon Solutions, TCFD Data Table
E3 Water	Water Management, Water Data Table, TNFD Data Table
E4 Biodiversity and Ecosystems	Responsible Sourcing, Deforestation-Free Supply Chains, Biodiversity, TNFD Data Table
Social	
S1 Own Workforce	Our People, Health and Safety, Our People Data Tables
S2 Workers in the Value Chain	Human Rights and Supply Chain Management, Human Rights Policy, Supplier Code of Conduct
S3 Affected Communities	Human Rights and Supply Chain Management, Deforestation-Free Supply Chains, Human Rights Policy, Supplier Code of Conduct
Governance	
G1 Business Conduct	Ethics and Compliance, Our People, Stakeholder Engagement, Code of Conduct, Ethics and Compliance Helpline
Entity Specific	
Food Security	About Bunge, Agriculture
Relationship with Farmers	Investing in Farmers, Stakeholder Engagement, Agriculture
Talent Development	Talent Attraction and Development, Training and Development

*European Sustainability Reporting Standards (ESRS)